



Dear Sirs!

The group of companies Samara Bearing Plants, the biggest Russian manufacturer of bearings, welcomes all our present and future partners.

SPZ GROUP specializes in the production and sales of ball and roller bearings. Good production facilities and unique equipment enable to make bearings with sizes from 50 mm to 4000 mm and weight 200 g – 11000 kg.

The know how of the company is the development and production of large size bearings, including big split bearing, non-standard bearings and equivalents of foreign bearings.

We supply products to over 20 countries in Europe, Asia and America. There is a permanent demand for SPZ bearings in Russia and CIS markets.

The challenge of the company - to be an absolute leader in the market due to the balance of high quality and competitive price of SPZ GROUP bearings.

To achieve the aim we invest in the new products, develop technological potential, employ qualified engineers to introduce new methods of metal working and bearing manufacture.

We consistently work on in the improvement of bearing quality and after-sale service. Our technical staff provide consultations on the performance and maintenance of bearings based on the specific conditions of our customers.

We continue to update production facilities and sustain efforts to reduce production costs. These measures, I believe, will lead to a wider selection of bearings and further development of mutually beneficial relationships.

Faithfully

Alexander Shvidak
President,
SPZ GROUP

Contents

| | |
|--|----|
| Introduction..... | 5 |
| General information about bearings..... | 7 |
| Marking on bearings | 9 |
| Bearing applications (table)..... | 17 |
| Velocity..... | 18 |
| Applications classifier..... | 19 |
| Agricultural machines bearings..... | 21 |
| Automotive bearings..... | 23 |
| Railway bearings..... | 26 |
| Metallurgy (roll – and converter bearings)..... | 27 |
| Oil and Gas Industries..... | 29 |
| Cement Industry and Mining..... | 31 |
| Deep Groove Ball Bearings..... | 33 |
| Radial roller bearings with short cylindrical rollers..... | 37 |
| Bearings with short cylindrical rollers and ribless inner ring..... | 40 |
| Bearings with short cylindrical rollers, one rib on inner ring and side plate..... | 41 |
| Bearings with short cylindrical rollers and one rib on inner ring..... | 42 |
| Bearings with short cylindrical rollers without inner ring..... | 43 |
| Double row bearings with short cylindrical rollers without ribs on inner and outer rings and with solid cage..... | 44 |
| Bearings with short cylindrical rollers, without ribs on outer ring and with solid cage..... | 45 |
| Double row bearings with short cylindrical rollers, without ribs on inner ring and with solid cage..... | 46 |
| Double row bearings with short cylindrical rollers, without ribs on outer ring and with solid cage | 47 |
| Double row bearings with short cylindrical rollers, without ribs on outer ring and with tapered bore..... | 48 |
| Three row radial bearings with short cylindrical rollers..... | 49 |
| Three row bearings with short cylindrical rollers, without ribs on outer ring and cylindrical bore in inner ring..... | 50 |
| Bearings with short cylindrical rollers, without ribs on the rings and with side plates..... | 51 |
| Bearings with short cylindrical rollers..... | 52 |
| Radial roller bearings without inner and outer rings..... | 54 |
| Four-row radial roller bearings with short cylindrical rollers..... | 55 |

| | |
|---|-----|
| Four-row bearings with short cylindrical rollers, solid cage and no ribs on wide outer ring..... | 56 |
| Six-row radial bearings with short cylindrical rollers..... | 57 |
| Four-row radial bearings with short cylindrical rollers..... | 58 |
| Double-row rollers with attached ribs and no cage..... | 59 |
| Double-row spherical roller bearings..... | 61 |
| Double-row spherical roller bearings..... | 63 |
| Double-row spherical roller split bearings..... | 65 |
| Angular contact ball bearings..... | 67 |
| Angular contact ball bearings..... | 69 |
| Single-row angular contact ball bearings with two-piece inner ring..... | 71 |
| Angular contact ball bearings..... | 72 |
| Duplex angular contact ball bearings..... | 73 |
| Railway bearings..... | 75 |
| Railway bearings..... | 77 |
| Tapered Roller Bearings..... | 79 |
| Single-row tapered roller bearings..... | 81 |
| Single-row tapered roller bearings with flanged outer ring..... | 87 |
| Special design single-row tapered roller bearings..... | 88 |
| Single-row tapered roller bearings without cone..... | 89 |
| Tapered Roller Bearings with spring on cup back face..... | 90 |
| Double-row tapered roller bearings..... | 91 |
| Double-row tapered roller bearings with flanged cup..... | 94 |
| Double-row tapered roller bearings with double cup..... | 95 |
| Duplex single-row tapered roller bearings..... | 96 |
| Triplex single-row tapered roller bearings..... | 97 |
| Four-row tapered roller bearings..... | 98 |
| Four-row tapered roller bearings with sectional cage..... | 100 |
| Four-row tapered roller bearings with tapered bore in cones..... | 101 |
| Angular contact and thrust ball bearings..... | 103 |
| Thrust ball bearings..... | 105 |
| Angular contact ball bearings..... | 106 |
| Special design single row ball bearings..... | 107 |
| Double-row angular contact ball bearings..... | 108 |
| Double direction thrust ball bearing..... | 109 |
| Thrust and angular contact roller bearings..... | 111 |
| Single direction cylindrical roller thrust bearings..... | 113 |
| Single direction cylindrical roller thrust bearings..... | 114 |
| Thrust bearings with aligning seat washer..... | 115 |
| Double direction thrust bearings with cylindrical rollers..... | 116 |

| | |
|---|-----|
| Single direction tapered roller thrust bearings..... | 117 |
| Tapered roller thrust bearings with banded rollers..... | 118 |
| Double direction tapered roller thrust bearings..... | 119 |
| Tapered roller thrust bearings..... | 120 |
| Tapered roller angular contact bearings with spherical support..... | 121 |
| Hinged bearings..... | 122 |
| Bearing combinations..... | 123 |
| Bearing combination with short cylindrical rollers..... | 125 |
| Four row tapered roller bearing combination..... | 126 |
| Additives and lubricants..... | 129 |
| Installation of large size bearings..... | 130 |
| Reconditioning of large size bearings..... | 136 |
| Vibration diagnostic instruments..... | 137 |
| Design and manufacture of large size foreign equivalents..... | 138 |
| Contacts..... | 141 |
| Agents and authorized dealers..... | 142 |
| Servicing..... | 143 |
| Certificates, diplomas, awards..... | 144 |

Introduction

Samara Bearing Plants are well known in Russia and worldwide. Our products are used in all sorts of mechanical units, literally everywhere. Within the past years we considerably expanded the range of our products with dozens of new types of bearings introduced new year. This catalogue contains the description of currently manufactured bearings.

The catalogue is first of all addressed to those who are buying or intend to buy our products.

Our long-term partners very well know our company and have no problem in getting in touch.

However, the situation in the country has changed dramatically over the past 15 years. New companies emerged, new people came in business, new relationships established. Thus the catalogue will be useful not only to our old partners, but to everyone who needs bearings.

Some of the bearings can be seen only in a microscope, others with a naked eye at a distance about 1 km . These examples give an idea of our capabilities. Ask any bearing you need, and we'll do more than offered in the catalogue.

The catalogue contains information about 900 types of bearings that are produced or planned to be produced by SPZ. To some extent the catalogue can be useful for designing mechanical units or machine tools, however we recommend designers not to rely entirely on this information, but refer to technical guides. Please note that information in the catalogue is given for reference only, misprints, if any, cannot be the reason for claims.

In the catalogue you will find a number of foreign brands, e.g. FAG, SKF, Timken. We can supply a Russian equivalent of such bearings that are used in your equipment. The list of these bearings is expanding, but if you have not found the necessary type here, this should not stop you. Just contact us and propose to start producing any type of foreign brand bearings.

We want to draw attention of the users of large / heavy bearings to a unique bearing 538/1320XK.

This is a double-row spherical roller bearing with two-piece inner and outer rings. This bearing is presently used in steel mills converters, but can also perform in other heavy duty environments. The main advantage of this bearing is that its design permits to replace the failed part within a few hours – feature that cannot be overestimated where idle time is costly.

The following characteristics may vary in accordance with the customer requirements:

Tolerance Class:

- 0 — normal accuracy;
- 6 — improved accuracy;

- 5 — high accuracy.

Bearings with crowned rollers and races (marked with letter M after bearing number) and increased load ratings marked with A letter. Such bearings have better characteristics compared to basic version.

Cage material:

- Л – brass;
- Б - tinless bronze;
- Д – aluminum alloy;
- E – plastic.

Material of bearing parts:

- hardened steels (ШХ15...);
- carburized steels (20Х2Н4А);
- full hardened steels with regulated hardening (ШХ4...).

Structural modifications of basic version (letter K after bearings number). We can manufacture non-standard bearings to suit customer requirements.

We can satisfy customer's special requirements to vibration, lubrication, closed versions of bearings.

Radial clearance, friction torque, category correspond to Russian standards.

General Information About Bearings

Bearing is an important component in machines and electrical devices where mechanical parts move with reference to each other. Bearings are widely used in machine building and electro-technical industries. The principal function of bearing is to reduce friction between the parts of the device, which in turn leads to the reduction of wear.

Ordinary bearings consist of three main components: inner and outer rings, cage, and rolling elements. Their smooth surfaces reduce friction between mechanical parts of the machine or device, subject to axial and radial loads.

Anti-friction bearings can be classified according to the following features.

1. The direction of the received loads with reference to the shaft axis (radial, angular contact or thrust loads).
2. The shape of rolling elements (balls, rollers, combinations).
3. Number of rolling elements rows (single-, two-, four- or multiple rows).
4. Self-aligning ability (self-aligning and not self-aligning).
5. Protection of the inside of bearing (with or without shields and seals).
6. Method of bearing installation into a housing (with a locking groove on outer ring, outer ring flange, adapter or withdrawal sleeves).

Ball bearings are most widely used today, their application varying from huge power facilities supports to PC disc drives. They are able to endure permanent medium radial and axial loads except shock loads.

Roller bearings are for the most part used in large and heavy facilities generating high radial loads (i.e. in roll supports of rolling mills).

Rolling elements are cylindrical, and contact zone represents a line, due to which load is distributed over a larger area, enabling the bearing to withstand higher loads. Roller bearings can be subdivided into tapered-, cylindrical-, needle- and spherical roller bearings.

40% of the total production of roller bearings fall into tapered roller bearings that are mainly used in automobiles (transmission, chassis, steer, engine), railway cars, agricultural machines etc.

Needle bearings have a very small diameter of rollers and can be used in small devices, for instance in flexible connections, textile equipment, household appliances and machines.

Spherical bearings can compensate misalignment without reducing the life, and withstand heavy duty operation. Spherical bearings are often used in industrial equipment (pumps, crushers etc).

Marking on Bearings

Marking is applied on bearing faces by stamping, etching or electrically. On the outside surface of outer ring marking is applied by electrochemical pickling.

Marking sometimes is not applied on the rings of miniature and precision bearings. It is shown in the attached documents and on the package. Bearings have the main marking and additional marking.

The main marking describes the basic bearing design:

- rings and rolling elements made of bearing steel IIIХ15;
- tolerance class 0 according to GOST 520;
- cage in the basic version complies with industrial standards.

The order of characters in the marking corresponds to one of the following patterns.

| Bearings with ID up to 10 mm except ID 0.6; 1.5; 2.5 mm | Bearings with ID from 10 mm except ID 22; 28; 32; 500 mm and higher | | | | | | | | | | | | | | | | | | | | | | |
|---|--|--------------|--------------|--------------|-------------|---|--------------|--------------|--------------|----------|--------------|-------------|---|---|----|---|---|----|--------------|--------------|--------------|--------------|-------------|
| <table border="1" style="width: 100%; border-collapse: collapse;"> <tr> <td style="width: 16.6%; text-align: center;">X</td> <td style="width: 16.6%; text-align: center;">XX</td> <td style="width: 16.6%; text-align: center;">X</td> <td style="width: 16.6%; text-align: center;">X</td> <td style="width: 16.6%; text-align: center;">X</td> <td style="width: 16.6%; text-align: center;">X</td> </tr> <tr> <td style="text-align: center; vertical-align: bottom;">Width series</td> <td style="text-align: center; vertical-align: bottom;">Modification</td> <td style="text-align: center; vertical-align: bottom;">Bearing type</td> <td style="text-align: center; vertical-align: bottom;">0 number</td> <td style="text-align: center; vertical-align: bottom;">Diam. series</td> <td style="text-align: center; vertical-align: bottom;">Inner diam.</td> </tr> </table> | X | XX | X | X | X | X | Width series | Modification | Bearing type | 0 number | Diam. series | Inner diam. | <table border="1" style="width: 100%; border-collapse: collapse;"> <tr> <td style="width: 20%; text-align: center;">X</td> <td style="width: 20%; text-align: center;">XX</td> <td style="width: 20%; text-align: center;">X</td> <td style="width: 20%; text-align: center;">X</td> <td style="width: 20%; text-align: center;">XX</td> </tr> <tr> <td style="text-align: center; vertical-align: bottom;">Width series</td> <td style="text-align: center; vertical-align: bottom;">Modification</td> <td style="text-align: center; vertical-align: bottom;">Bearing type</td> <td style="text-align: center; vertical-align: bottom;">Diam. series</td> <td style="text-align: center; vertical-align: bottom;">Inner diam.</td> </tr> </table> | X | XX | X | X | XX | Width series | Modification | Bearing type | Diam. series | Inner diam. |
| X | XX | X | X | X | X | | | | | | | | | | | | | | | | | | |
| Width series | Modification | Bearing type | 0 number | Diam. series | Inner diam. | | | | | | | | | | | | | | | | | | |
| X | XX | X | X | XX | | | | | | | | | | | | | | | | | | | |
| Width series | Modification | Bearing type | Diam. series | Inner diam. | | | | | | | | | | | | | | | | | | | |

Inner Diameter Indication

Inner diameters from 1 mm to 9 mm, expressed by a whole number, are marked with the number equal to the nominal diameter. Inner diameters 10, 12, 15, 17 mm – with numbers 00, 01, 02, 03 accordingly. Inner diameters from 20 mm to 495 mm divisible by 5 are marked with a two digit number obtained from dividing the nominal diameter by 5.

Inner diameters 0.6, 1.5, 2.5, 22, 28, 32 mm and diameters from 500 mm to 20000 mm are marked with a number equal to a nominal diameter separated by slash from the rest characters.

For instance, 10079/560.

If the inner diameter below 10 mm is not a whole number, it is marked as the nearest whole number followed by “5”. If the inner diameter lies between 10 ... 19 mm and other than 10, 12, 15, 17 mm, it is marked with the nearest of the above numbers, followed by “9”.

Inner diameters from 20 mm to 495 mm, expressed with a fraction or a whole number, but not divisible by 5, are marked as approximate quotient of ID value by 5. The obtained number is followed by “9”.

Additional Marking

Additional characters can be marked to the left and to the right of the main marking.

Additional characters on the right are written in capital letters, characters on the left are separated from the main marking with a hyphen.

Additional characters and their order describe special features as follows.

Category – letter A or B indicating special requirements fixed in technical specification for A, B, C bearing categories, or in design documents. Category C is not marked. Characters in front of letters A or B are indicative of additional technical requirements.

Friction torque – digit 1, 2, 3 indicating normal friction torque. In the marking of angular contact and single row radial bearings with standard radial clearance, radial clearance is marked with letter M.

Radial clearance – digit 1, 2, 3 indicating radial clearance group according to GOST 24810.

Tolerance class – 0, X, 6, 5, 4, 2 indicating the limits of dimensional deviations, shapes and position of bearing surfaces with reference to each other. Above characters are arranged in the order of improvement of tolerances. Letter Y after one of the above characters indicates a better tolerance of cross face width of tapered roller bearings.

Bearing design – letter H indicating double row spherical roller radial bearing with a circular groove and lubrication hole (GOST 5721, GOST 24696, GOST 24850), or radial bearing with short cylindrical rollers and dimensions according to GOST 5577, single- or double direction thrust ball bearing with the dimensions of aligning washer according to GOST 7872.

Increased load rating of bearing is marked with letter A.

Components material: (digits correspond to modification number):

- Ю, Ю1... – all or some of bearing components are made of stainless steel;
- X, X1... - rolling elements and / or ring(s) are made of carburized steel;
- P, P1... - bearing components are made of heat-resistant (high-speed) steel;
- Г, Г1... - black metal cage;
- Б, Б1... - tinless bronze cage;
- Д, Д1... - aluminum alloy cage;
- Е, Е1... - cage made of plastic ;
- Л, Л1... - brass cage;
- Я, Я1... - bearing parts made of seldom used materials (hard ceramic alloys, glass etc);
- Н, Н1... - rolling elements and / or ring (s) made of modified high-temperature steel
(except double row spherical roller radial bearings);
- 3, 31... - bearing components made of IX steel with alloying additions (calcium, cobalt etc.)

design modifications – K, K1... digits correspond to modification number. For cylindrical roller bearings “K” indicates pressed steel cage. For ball angular contact bearings K, K6, K7 are specified by GOST 832;

crowned roller bearings – M, M1 (digits correspond to modification number);

special technical requirements – Y, Y1 ... - stringent requirements to roughness, running accuracy etc. Digits indicate requirement number.

tempering temperature - T, T1...T4 – indicate stabilizing temperature (160°, 180°, 200°, 250°, 300° accordingly)

lubricants – C1, C2...C30 – lubricants for closed type bearings;

vibration level – III, III1, III5. Higher digits indicate lower vibration levels.

Some of the needle bearings are marked with three factors, their values indicative of ID, OD and width of bearing in mm. The letter in the end indicates cage material, letters in front – modification, for example:

К – single row needle roller radial bearing without rings: К25x30x10Д;

ИК – single row needle roller radial bearing with cage: ИК15x27x16;

ИКБ - single row needle roller radial bearing without inner ring, with lubrication groove and hole, with cage: ИКБ45x55x16Е;

КК - double row needle roller radial bearing without rings: КК20x26x34Е;

КБК - single row needle roller radial bearing without rings for piston pin supports: КБК12x16x13Г;

КСК - single row needle roller radial bearing without rings for crank mechanism supports: КСК18x24x13Г;

АК - single direction needle roller thrust bearing, cage assembly: АК28x45x3Е.

The digit in front of letters indicates tolerance class of rollers, for example 3КК30x35x46Е.

Needle tracks (РИП) have a different marking, for example РИП 2010, where the first two digits stand for roller diameter (2 mm) and the last ones – for the width of bearing (10 mm).

Bearing Type Indication

The fifth and sixth characters in the marking together with the fourth character define the type of bearing.

The marking list of the main types of SPZ bearings corresponds to the following

000 – radial ball bearing, complete, with retainer – main type. For example, 206, 1000907;

001 – two-row spherical ball bearing with cylindrical bore, complete, with retainer – main type.
For example, 1007;

002 – single-row radial bearing with short cylindrical rollers with ribs on inner ring, complete. with cage – main type. For example, 2206;

003 – double-row spherical roller radial bearing with ribs on inner ring and asymmetrical rollers – main type. For example, 3518.

007 – single-row tapered roller bearing with contact angle up to 16° , complete, with cage – main type. For example, 7520;

008 – thrust ball bearing, complete, with retainer – main type. For example, 8703;

009 – thrust roller bearing, complete, with cage – main type. For example, 9102;

012 – single-row radial bearing with short cylindrical rollers, one rib on outer ring.
For example, 12115;

013 – double-row spherical roller radial bearing with adapter sleeve – main type.
For example, 13530;

023 – single-row spherical roller radial bearing. For example, 23508;

024 – single-row needle roller bearing without inner ring and cage, with ribs.
For example, 4024106;

027 – angular contact tapered roller bearing with taper angle 20° - 30° . For example, 27313.

039 – angular- contact spherical roller bearing. For example, 9039434;

042 – single-row radial bearing with short cylindrical rollers, ribs on outer ring and one rib on inner ring.
For example, 42212.

046 – single- row angular contact ball bearing with contact angle 26° . For example, 46204;

050 – single- row radial ball bearing with locking groove on outer ring. For example, 50206;

053 – double-row spherical roller radial bearing with symmetrical rollers, no ribs on inner ring.
For example, 53608.

060 – single-row radial ball bearing with one shield. For example, 60204.

066 – single-row angular contact ball bearing with contact angle 36° . For example, 66312;

073 – double-row spherical roller bearing with withdrawal sleeve - main type.
For example, 73544.

074 – single row needle roller bearing, without cage, with ribs on outer ring.

For example, 4074106.

080 - single row radial ball bearing with two steel shields. For example, 80213.

083 - double-row spherical roller bearing with seals – main type. For example, 83720;

084 - single row needle roller bearing, without inner ring and cage, with ribs.

Inch bearing. For example, 4084110;

093 - double-row spherical roller bearing with withdrawal sleeve, non-standard dimensions – main type.
For example, 93624.

102 – single –row radial bearing with short cylindrical rollers, two retaining snap rings, no cage.

For example, 102308.

106 – four-row angular contact ball bearing. For example, 106901.

113 – double-row spherical roller bearing with tapered bore – main type. For example, 113556.

126 – single-row angular contact ball bearing with two-piece inner ring and three point contact.

For example, 126805;

128 – multiple-row ball bearing with contact angle 60°. For example, 128726;

129 – thrust roller bearing in retaining band . For example, 129316.

150 – single-row radial ball bearing with locking groove on outer ring and one shield.

For example 150213.

153 – double-row spherical roller radial bearing with symmetrical rollers and tapered bore.

For example, 153532;

154 – single-row needle roller radial bearing without inner ring, with cage and thick outer ring with one rib. For example, 154901;

160 – single- row radial ball bearing sealed on one side. For example, 160202;

170 – single-row radial ball bearing with filling slot, locking groove on outer ring.

For example, 170314;

176 – single-row angular contact ball bearing with two-piece inner ring and four point contact.

For example, 176222;

180 – single-row radial ball bearing sealed on both sides. For example, 180305;

224 – double-row bearing combination (balls and short cylindrical rollers) with roll instead of inner ring.

For example, 4224703;

244 – single- row needle roller radial bearing with cage and ribs on outer ring.

For example, 4244910;

254 - single- row needle roller radial bearing with cage and no inner ring. For example, 254703.

256 – double-row angular contact ball bearing sealed on both sides. For example, 256907.

263 – angular contact spherical roller bearing. For example, 263215;

284 - single-row needle radial bearing with flanged outer ring and ribs on inner ring.

For example, 284913;

292 – single-row radial bearing with short cylindrical rollers with ribs on outer ring and no inner ring. For example, 292220;

330 – double-row radial ball bearing with roll instead of inner ring. For example, 330902;

348 – single-row angular contact ball bearing with shields and two-piece inner ring.

For example, 348702;

353 – double-row spherical roller bearing with symmetrical rollers, no ribs on inner ring, with adapter sleeve. For example, 353613;

464 – single row-needle roller bearing, cage assembly. For example, 464916.

524 – single –row needle roller bearing without inner ring, with cage. For example, 524706.

614 – single-row needle roller bearing without inner ring, ribs on outer ring and barrel shape of base surface. For example, 614706;

664 – double-row needle roller bearing, cage assembly (can have a roll). For example, 664706.

704 – single –row needle roller bearing without inner ring, with closed end (universal joint).

For example, 704702;

714 – double-row needle roller bearing with two cages and ribs on outer ring. For example, 6714912;

753 – double-row spherical roller radial bearing with symmetrical rollers, withdrawal sleeve and no ribs on inner ring. For example, 753614;

804 - single –row needle roller bearing without inner ring, with closed end (universal joint) different design. For example, 804907;

819 – single direction thrust roller bearing with increased OD of outer ring. For example, 819705.

824 - single-row needle roller bearing without inner ring, ribs on outer ring and barrel shape of base surface. For example, 824904;

864 - single-row needle roller bearing, cage assembly. For example, 864710;

904 - single –row needle roller bearing without inner ring, with closed end (universal joint). For example, 904902;

953 - double-row spherical roller radial bearing with symmetrical rollers, withdrawal sleeve and no ribs on inner ring, non-standard dimensions. For example, 953613;

984 - double-row needle roller bearing with two cages and ribs on outer ring. For example, 6984919;

999 – thrust roller bearing without rings. For example, 999702.

Suitability of Bearings for Various Operating Conditions.

Table:

√ Good ⊕ Satisfactory ◇ Bad ∅ Unsuitable

| Designation | Design | Suitability | | | | | | | | | |
|---|--|------------------|-----------------|----------------|------------|----------|-------------------|---------------------------|----------------|------------------|--|
| | | Radial load only | Axial load only | Combined loads | High speed | Rigidity | Low noise running | Misalignment compensation | Fixed bearings | Floating bearing | |
| Radial ball bearings | | √ | ⊕ | ⊕ | √ | ⊕ | √ | ◇ | ⊕ | ⊕ | |
| Radial ball bearings spherical | | √ | ◇ | ◇ | √ | ◇ | √ | √ | ⊕ | ⊕ | |
| Radial bearings with short cylindrical rollers | Single-row, no ribs on outer (inner) ring, two ribs on inner (outer) ring | √ | ∅ | ∅ | √ | ⊕ | √ | ◇ | ∅ | √ | |
| | Single-row, two ribs on outer ring, one rib (no ribs) on inner ring and side plate | √ | ⊕ | ⊕ | √ | √ | ⊕ | ◇ | ⊕ | ⊕ | |
| | Double-row, no ribs on outer (inner) ring, with ribs on inner (outer) ring | √ | ∅ | ∅ | √ | √ | √ | ∅ | ∅ | √ | |
| Spherical roller radial bearings | | √ | ⊕ | √ | ⊕ | √ | ⊕ | √ | ⊕ | ⊕ | |
| Radial bearings with long cylindrical or needle rollers | | √ | ∅ | ∅ | ⊕ | √ | ⊕ | ∅ | ∅ | √ | |
| Angular contact ball bearings | Single-row | ⊕ | ⊕ | √ | √ | ⊕ | ⊕ | ◇ | √ | ⊕ | |
| | Duplex, "0" match pattern, face-to-face or back-to-back arrangement | ⊕ | ⊕ | √ | ⊕ | ⊕ | ⊕ | ∅ | √ | ⊕ | |
| Tapered roller angular contact bearings | | ⊕ | ⊕ | √ | ⊕ | ⊕ | ⊕ | ◇ | √ | ∅ | |
| Thrust (angular contact) ball bearings | Single / double direction | ∅ | √ | ∅ | ⊕ | ⊕ | ◇ | ∅ | ⊕ | ∅ | |
| | Single/double direction with aligning seat washers | ∅ | √ | ∅ | ⊕ | ⊕ | ◇ | ⊕ | ⊕ | ∅ | |
| Cylindrical roller thrust bearings | | ∅ | √ | ∅ | ⊕ | ⊕ | ◇ | ∅ | ⊕ | ∅ | |
| Spherical roller angular contact bearings | | ∅ | √ | ⊕ | ⊕ | √ | ◇ | √ | ⊕ | ∅ | |

Velocity

Permissible rotational speeds for different types of lubricants (oil or grease) shown in the catalogue cannot be applied at any loads. The limiting factor is temperature, which depends upon friction in bearing and effectiveness of heat removal.

Maximum revolution values may sometimes be higher than those mentioned in catalogue due to the change of loading mode and the use of a different lubricant.

Comparative velocity of main bearing types is shown in the table.

| Designation | Series | Max. rotational speed, rpm |
|----------------------------------|--------|----------------------------|
| Ball bearings: | | |
| – single-row radial | 0000 | 1 |
| – double-row spherical | 1000 | 0,9 |
| Roller bearings: | | |
| – with short cylindrical rollers | 2000 | 1 |
| – double-row spherical | 3000 | 0,7 |
| Angular contact ball bearings | 6000 | 1 |
| Tapered roller bearings: | | |
| – single-row | 7000 | 0,7 |
| – double-row | 97000 | 0,6 |
| – four-row | 77000 | - |
| Thrust ball bearing | 8000 | 0,3 |

Applicability of bearings



Agricultural machines bearings

| Designation | International analog | Page |
|-------------|----------------------|------|
| 7205A | 30205 | 83 |
| 7206A | 30206 | 83 |
| 7207A | 30207 | 84 |
| 7208A | 30208 | 84 |
| 7209A | 30209 | 84 |
| 7210A | 30210 | 84 |
| 7211A | 30211 | 84 |
| 7212A | 30212 | 84 |
| 7214A | 30214 | 85 |
| 7216A | 30216 | 85 |
| 7218A | 30218 | 85 |
| 7219M | 30219 | 85 |
| 7224A | 30224 | 86 |
| 7230A | 30230 | 86 |
| 7304A | 30304 | 83 |
| 7305A | 30305 | 83 |
| 7306A | 30306 | 83 |
| 7307A | 30307 | 84 |
| 7308A | 30308 | 84 |
| 7309A | 30307 | 84 |
| 7310A | 30310 | 84 |
| 7311A | 30311 | 84 |
| 7312A | 30312 | 84 |
| 7314A | 30314 | 85 |
| 7315A | 30315 | 85 |
| 7317 | 30317 | 85 |
| 7506A | 32206 | 83 |
| 7507A | 32207 | 84 |
| 7508A | 32208 | 84 |
| 7510A | 32210 | 84 |
| 97511A3 | 32211 | 93 |
| 7512A | 32212 | 84 |
| 7514A | 32214 | 85 |
| 7515A | 32215 | 85 |
| 7517A1 | 32217 | 85 |
| 7518AK1 | 32218 | 85 |
| 7519A | 32219 | 85 |
| 7520A | 32220 | 85 |
| 7605A | 32305 | 83 |

| Designation | International analog | Page |
|-------------|----------------------|------|
| 7606A | 32306 | 83 |
| 7607A | 32307 | 84 |
| 7608A | 32308 | 84 |
| 7609A | 32309 | 84 |
| 7610A | 32310 | 84 |
| 7611A | 32311 | 84 |
| 7612A | 32312 | 84 |
| 7613A | 32313 | 85 |
| 7614A | 32314 | 85 |
| 7615A | 32315 | 85 |
| 7712A | | 84 |
| 7809M | | 84 |
| 27307 | 31307 | 84 |
| 67512A1 | | 89 |

Automotive bearings

| Designation | International analog | Page |
|--------------|----------------------|------|
| WAZ | | |
| 7207A | 30207 | 84 |
| 7705Y | 32205 | 83 |
| 7707Y | 32207 | 83 |
| 7804Y | | 83 |
| 7805Y | | 83 |
| 7807Y | | 84 |
| 2007108A | 32008X | 84 |
| UAZ | | |
| 7510A | 32210 | 84 |
| 7606A | 32306 | 83 |
| 7607A | 32307 | 84 |
| 7608A | 32308 | 84 |
| 127509K | | 84 |
| 57707AY | | 93 |
| KamAZ | | |
| 7214AY | 30214 | 85 |
| 7216A | 30216 | 85 |
| 7516A | 32216 | 85 |
| 7517A1 | 32217 | 85 |
| 7518AK1 | 32218 | 85 |
| 7610A | 32310 | 84 |
| 7613A | 32313 | 85 |
| 7615A | 32315 | 85 |
| 7723A | | 86 |
| 7815A | | 85 |
| 27310HA | 31310 | 84 |
| 27911A | | 84 |
| Ural | | |
| 7310A | 30310 | 84 |
| 7312A | 30312 | 84 |
| 7515A | 32215 | 85 |
| 7516A | 32216 | 85 |
| 7610A | 32310 | 84 |
| 2007124A | 32024X | 86 |

| GAZ | | |
|---------------|--------|----|
| 7208A | 30208 | 84 |
| 7214AY | 30214 | 85 |
| 7305A | 30305 | 83 |
| 7509A | 32209 | 84 |
| 7510A | 32210 | 84 |
| 7515A | 32215 | 85 |
| 7605A | 32305 | 83 |
| 7606A | 32306 | 83 |
| 7607A | 32307 | 84 |
| 7609A | 32309 | 84 |
| 7610A | 32310 | 84 |
| 7806A | | 90 |
| 27307 | 31307 | 84 |
| 27308AKY | 31308 | 84 |
| 27606A | | 83 |
| 27607A | | 84 |
| 807813A | | 84 |
| 987910K | | 91 |
| KrAZ | | |
| 7219M | 30219 | 85 |
| 7312A | 30312 | 84 |
| 7518AK1 | 32218 | 85 |
| 7519A | 32219 | 85 |
| 7718AK | | 85 |
| 27313 | 31313 | 85 |
| BelAZ | | |
| 7312A | 30312 | 84 |
| 7318A1 | 30318 | 85 |
| 7522A | 32222 | 86 |
| 7524A | 32224 | 86 |
| 7618A | 32318 | 85 |
| 7622A | 32322 | 86 |
| 7624A | 32324 | 86 |
| 77/560M | | 88 |
| 2007144M | 32044X | 86 |
| 2007156M | 32056X | 87 |
| 6-10079/710M1 | | 88 |
| 10079/710M1 | | 88 |
| 10079/900A | | 88 |
| 10079/900AXM | | 88 |
| 10079/560 | | 88 |
| 10077/560M | | 88 |
| | | |

| MAZ | | |
|------------|--------|----|
| 7520A | 32220 | 85 |
| 7712A | | 84 |
| 7614A | 32314 | 85 |
| 7612A | 32312 | 84 |
| 7524A | 32224 | 86 |
| 7220A | 30220 | 85 |
| 6-7518A | 32218 | 85 |
| 6-7515A | 30215 | 85 |
| 6-7215A | 30215 | 85 |
| 6-7212A | 30212 | 85 |
| 6-7205A | 30205 | 83 |
| 6-7204A | 30204 | 83 |
| 6-27616A | | 85 |
| 6-27313 | 31313 | 85 |
| 2007120A | 32020X | 85 |
| 27312 | 31312 | 84 |

Railway bearings

| Designation | International analog | Page |
|--------------|----------------------|------|
| БTKC-897826 | | 80 |
| 897830XMY | | 80 |
| 897830XMY2 | | 80 |
| 897830X1MY | | 80 |
| TBU 120 | | 80 |
| C-49988 | | 80 |
| 4-R-4199 | | 80 |
| 7536A | 32236 | 80 |
| 2007144JIM | 32044 | 80 |
| 2007140M | 32040 | 80 |
| 30-42726E2M | | 80 |
| 30-232726E2M | | 80 |
| SP 130 | | 80 |
| SP 140 | | 80 |
| 97826KM | | 80 |

Metallurgy (roll – and converter bearings)

| Designation | International analog | Page |
|--------------|----------------------|------|
| 2032172JIM | NU2072 | 40 |
| 2077140M | | 100 |
| 2077144JIM | | 100 |
| 2077148M | | 100 |
| 2077156M | | 100 |
| 2077160M | | 100 |
| 2097136M | | 94 |
| 2097144M | | 94 |
| 2097148M | | 94 |
| 2097152M | | 94 |
| 2097152JIM | | 94 |
| 2097156M | | 94 |
| 2097726M | | 93 |
| 2097730M | | 93 |
| 2097732M | | 93 |
| 2097736M | | 94 |
| 2097740M | | 94 |
| 2097748M | | 94 |
| 2097752M | | 94 |
| 2097952M | | 94 |
| 2097960M | | 94 |
| 2097968M | | 94 |
| 2097972M | | 94 |
| 3003264XH | 23264 | 66 |
| 3077776M | | 100 |
| 3282168 | | 45 |
| 36-6442144XM | | 51 |
| 9019464K | | 119 |
| 9889468 | | 115 |
| 71/600M | | 88 |
| 927/700M | | 41 |
| 771/500M | | 101 |
| 71/630M | | 88 |
| 777/533M | | 101 |
| 777/620M | | 101 |
| 777/647M | | 101 |
| 777/650M | | 101 |
| 777/660M | | 101 |
| 777/750M | | 101 |
| 779/600M | | 101 |
| 971/560M | | 95 |

| Designation | International analog | Page |
|---------------|----------------------|------|
| 971/600 | | 95 |
| 971/710 | | 95 |
| 977/520M | | 95 |
| 977/560M | | 95 |
| 4427/500X | | 56 |
| 4427/950X | | 56 |
| 8471/560XM | | 97 |
| 10079/530M | | 88 |
| 6-10079/710M1 | BT1B332890/HA1 | 88 |
| 6-10079/900A | BT1B328214/HA5 | 88 |
| 10079/1800M1 | | 88 |
| 10777/500M1 | | 101 |
| 10777/560M1 | | 101 |
| 10777/750M | | 101 |
| 10979/530M | | 95 |
| 10979/600M | | 95 |
| 10979/710KM | | 95 |
| 10979/800M | | 95 |
| 10979/850M | | 95 |
| 20078/1320M | | 88 |
| 20329/500M | | 40 |
| 30031/600XH | 230/600 | 66 |
| 30777/530M | | 101 |
| 40471/500M | | 97 |

Oil and Gas Industries

| Designation | International analog | Page |
|------------------------------------|----------------------|------|
| Single row tapered roller bearings | | |
| 7352M1 | 30352 | 87 |
| 7538M | 32238 | 86 |
| 7544M | 32244 | 87 |
| 10079/710M1 | BT1B332890/HA1 | 88 |
| 10079/500 | | 87 |
| 1007976M | | 87 |
| 2007972M | | 87 |
| 10078/850M | | 88 |
| 7618A | 32318 | 85 |
| 10079/900 | BT1B328214/HA5 | 88 |
| Double row tapered roller bearings | | |
| 97519 | | 93 |
| 97744JIM | | 94 |
| 7097152M | | 94 |
| 7097156M | | 94 |
| 2097952M | | 94 |
| 97746M | | 94 |
| 97748M | | 94 |
| 2097972M | | 94 |
| Tapered roller thrust bearings | | |
| 19744XY | 351148B | 119 |
| 19752XY | | 119 |
| 19760XY | | 119 |
| 30928/630AM | N38/630 | 41 |
| 30928/630JIM | | 41 |
| Cylindrical roller thrust bearings | | |
| 889736 | | 115 |
| 889752X1 | | 115 |
| 889852X1 | | 115 |
| Angular contact ball bearings | | |
| 168762 | | 108 |
| 31688/630XK | | 108 |
| 91682/670XK | | 108 |

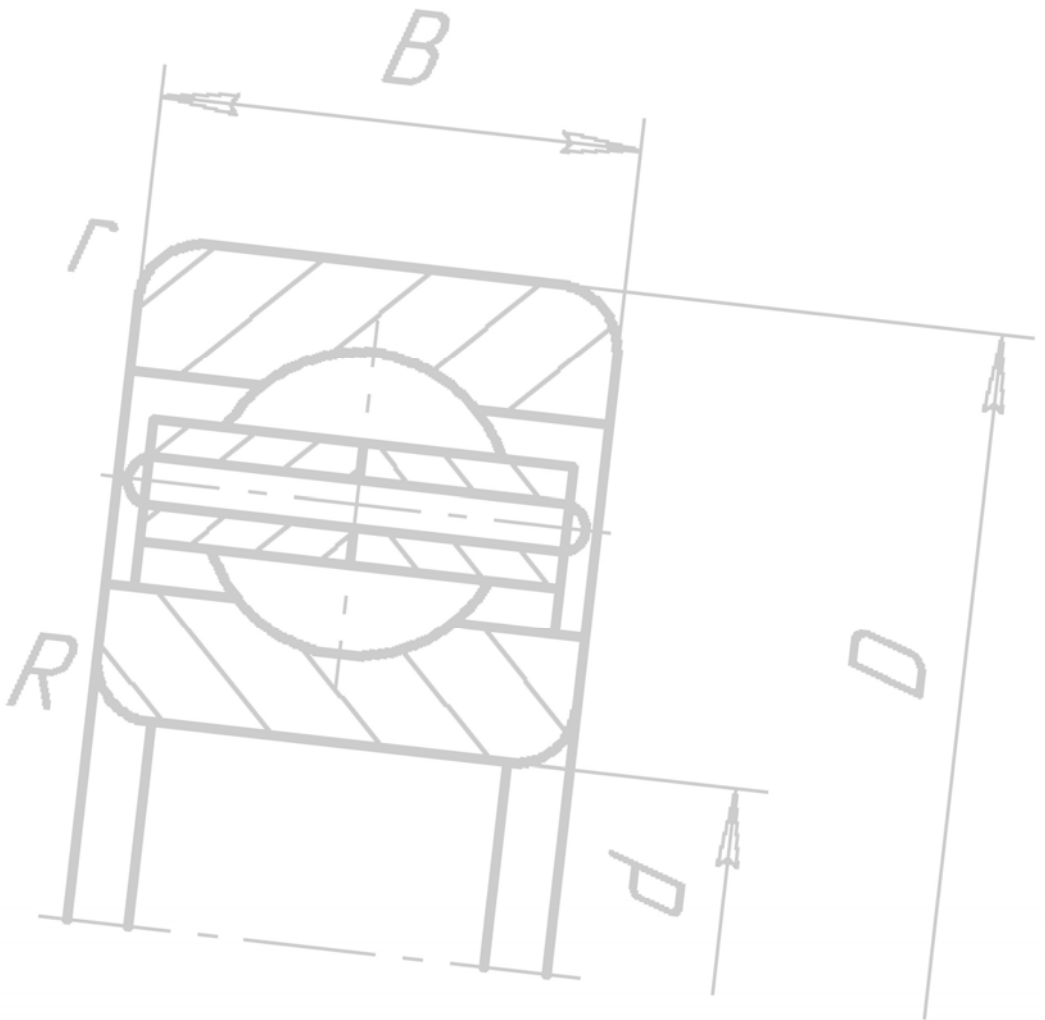
| Designation | International analog | Page |
|---|----------------------|------|
| Bearings with short cylindrical rollers | | |
| 672878M | | 40 |
| 1032980M | | 40 |
| 2092992M | | 41 |
| 21821/560 | | 48 |
| 21821/670 | | 48 |
| Angular contact roller bearings | | |
| 969961 | | 117 |

Cement Industry and Mining

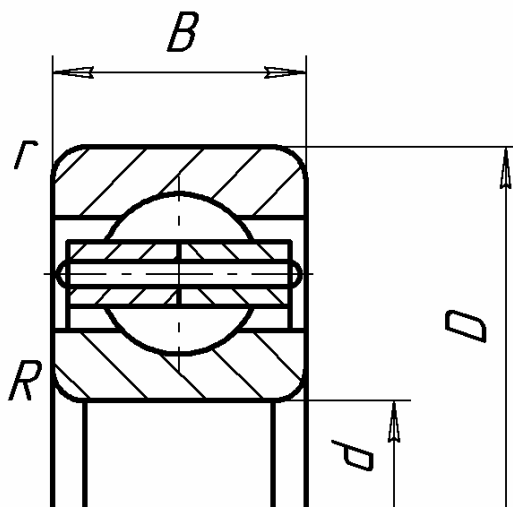
| Designation | International analog | Page |
|----------------------------|----------------------|------|
| Cement production industry | | |
| 3656 | 22356 | 66 |
| 77196M | | 101 |
| 77748M | | 100 |
| 9009580X | | 115 |
| 9019464K | | 119 |
| 97172 | | 94 |
| 777/750M | | 101 |
| 9019476K | | 119 |
| 971/710 | | 95 |
| 9889468 | | 115 |
| 1077776M | | 100 |
| 1097776JIM | | 94 |
| 3077776M | | 100 |
| 9889492X | | 115 |
| 32221/560M | | 44 |
| 3282168 | | 44 |
| 10777/560M1 | | 101 |
| 30777/530M | | 101 |
| 70678/800M | | 89 |
| 30031/530 | 230/530 | 66 |
| 30-30031/600XH | 230/600 | 66 |
| 10979/710KM | | 95 |
| Coal mining industry | | |
| 7138 | | 86 |
| 7317 | 30317 | 85 |
| 7604 | 32304 | 83 |
| 97521 | | 93 |
| 2007114 | 32014 | 85 |
| 2007928 | 32928 | 86 |
| 2097938 | | 86 |
| 2097948 | | 87 |
| 3182172K | | 48 |
| 1027328M | 31328 | 86 |
| 1027336M | 31336 | 86 |
| 1097760M | | 94 |
| 1097768M | | 94 |
| 2007124A | 32024 | 86 |

| Designation | International analog | Page |
|---------------|----------------------|------|
| 2007156M | 32056 | 87 |
| 2097136M | | 94 |
| 2097144M | | 94 |
| 2097152M | | 94 |
| 2097730M | | 93 |
| 2097944M | | 94 |
| 2097960M | | 94 |
| 2097968M | | 94 |
| 2097972M | | 94 |
| 31821/500 | | 48 |
| 10079/560 | | 88 |
| 6-10079/710KM | BT1B332890/HA1 | 88 |
| 6-10079/710M1 | BT1B332890/HA1 | 88 |
| 6-21821/560 | | 48 |
| 6-21821/670M | | 48 |
| 6-27313 | 31313A | 85 |
| 7184M | | 87 |
| 7219M | 30219 | 85 |
| 7220A | 30220 | 85 |
| 7224A | 30224 | 86 |
| 7318A1 | 30318 | 85 |
| 7352M1 | 30352 | 87 |
| 7522A | 32222 | 86 |
| 7524A | 32224 | 86 |
| 7526A | 32226 | 86 |
| 7536A | 32236 | 80 |
| 7616A | 32316 | 85 |
| 7618A | 32318 | 85 |
| 7620A | 32320 | 85 |
| 7622A | 32322 | 86 |
| 7624A | 32324 | 86 |
| 77/560M | | 88 |
| 7718AK | | 85 |
| 889752X1 | | 115 |
| 97168 | | 94 |
| 97512A1 | | 93 |
| 97515A | | 93 |
| 97518A1 | | 93 |
| 97520A | | 93 |
| 97526 | | 93 |
| 97530M | | 93 |

Deep groove ball bearings

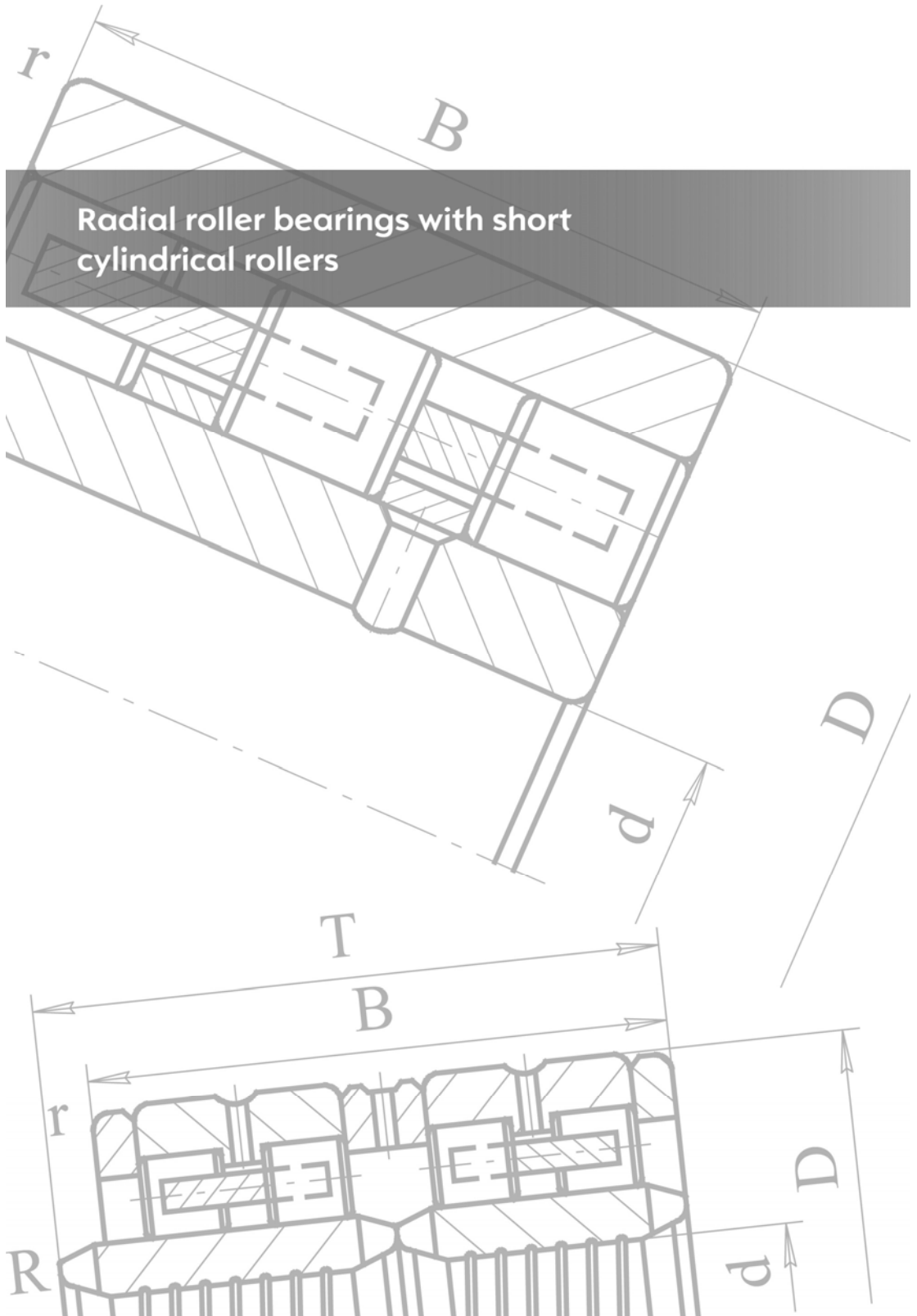


Single row ball bearings

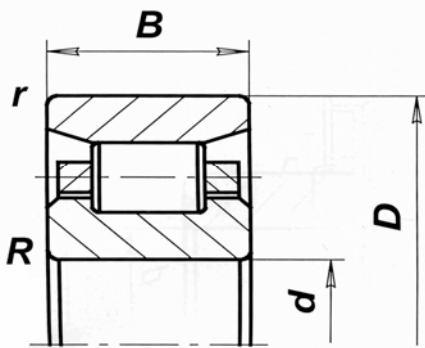


| Designation | International designation | Dimensions, mm | | | Rated load capacity | | $n_{пред}^{-1}$ (min ⁻¹) | Chamfer radius | | Weight, kg |
|-------------|---------------------------|----------------|-----|-----|---------------------|---------|---|-----------------------|-----------------------|------------|
| | | d | D | B | C (kN) | Co (kN) | | R _{min} , mm | r _{min} , mm | |
| 140JI | 6040.MB | 200 | 310 | 51 | 216 | 245 | 1900 | 2,1 | 2,1 | 14,6 |
| 144JI | 6044.MA | 220 | 340 | 56 | 245 | 290 | 1800 | 3 | 3 | 19,2 |
| 148JI | 6048.MB | 240 | 360 | 56 | 255 | 315 | 1700 | 3 | 3 | 22,4 |
| 152JI | 6052.MB | 260 | 400 | 65 | 291 | 375 | 1500 | 4 | 4 | 31,1 |
| 156JI | 6056.MA | 280 | 420 | 65 | 310 | 425 | 1400 | 4 | 4 | 33,2 |
| 172JI | 6072.MB | 360 | 540 | 82 | 462 | 720 | | 5 | 5 | 71,5 |
| 196JI | 6096.MB | 480 | 700 | 100 | 618 | 980 | | 6 | 6 | 135,7 |
| 1/560 | 60/560 | 560 | 820 | 115 | 704 | 1402 | | 10 | 10 | 219 |
| 619/710 | 619/710.MA | 710 | 950 | 106 | 106 | 663 | 600 | 6 | 6 | 230 |

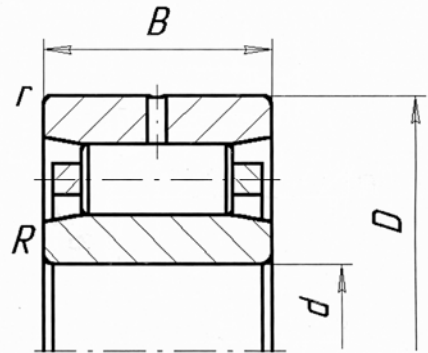
Radial roller bearings with short cylindrical rollers



Bearings with short cylindrical rollers and ribless outer ring

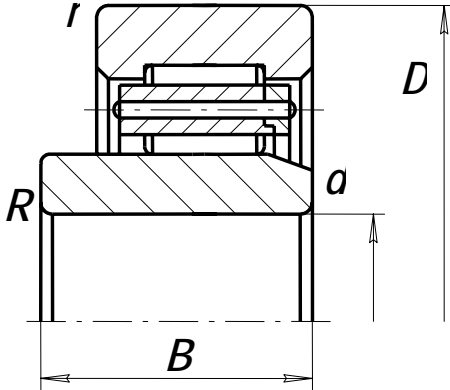


Drawing 1

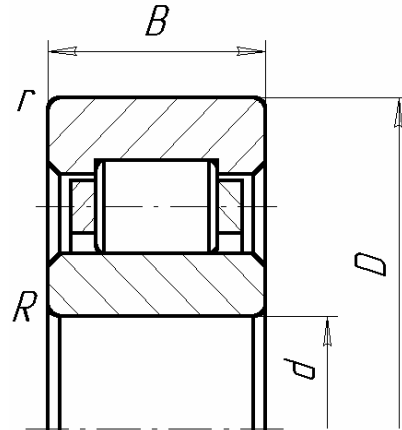


Drawing 2

| Designation | International designation | Dimensions, mm | | | Rated load capacity | | nпред (min ⁻¹) | Chamfer radius | | Weight, kg | Drawing number |
|-------------|---------------------------|----------------|------|-----|---------------------|---------|-------------------------------|----------------|----------|------------|----------------|
| | | d | D | B | C (kN) | Co (kN) | | Rmin, мм | rmin, мм | | |
| 2556M | NU2256 | 280 | 500 | 130 | 1826 | 3306 | 1150 | 4,7 | 4,7 | 119 | 1 |
| 3004264 | | 320 | 580 | 208 | 2820 | 3370 | 800 | 5 | 5 | 257,5 | 1 |
| 2768M | | 340 | 530 | 133 | 1686 | 3366 | | 4,7 | 4,7 | 114 | 1 |
| 2002780M | | 400 | 650 | 145 | 2529 | 4516 | | 6 | 6 | 193 | 1 |
| 20028/670M | | 670 | 820 | 88 | 1646 | 4087 | | 3,7 | 3,7 | 103 | 1 |
| 1327/675K1 | | 675 | 840 | 120 | 1912 | 5630 | | 3 | 3 | 166 | 2 |
| 1327/840M | | 840 | 1040 | 125 | 2937 | 8268 | | 3,7 | 3,7 | 260 | 2 |
| 1327/890M | | 890 | 1090 | 130 | 2818 | 7964 | | 3 | 3 | 292 | 2 |
| 30029/950 | | 950 | 1250 | 224 | 5456 | 13974 | | 7,5 | 7,5 | 757 | 1 |

Bearings with short cylindrical rollers and ribless inner ring


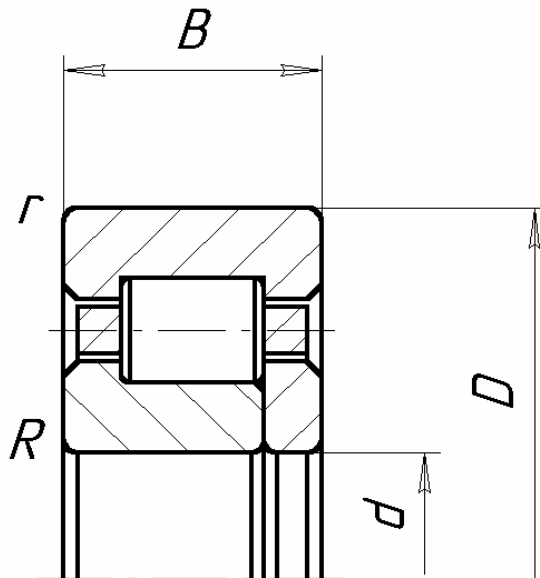
Drawing 1



Drawing 2

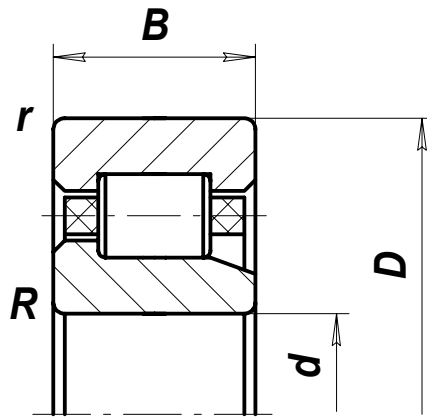
| Designation | International designation | Dimensions, mm | | | Rated load capacity | | n _{пред} (min ⁻¹) | Chamfer radius | | Weight, kg | Drawing number |
|-------------|---------------------------|----------------|------|-----|---------------------|---------|---|-----------------------|-----------------------|------------|----------------|
| | | d | D | B | C (kN) | Co (kN) | | R _{min} , mm | r _{min} , mm | | |
| 672152M | | 260 | 400 | 80 | 796 | 1169 | 1380 | 3,7 | 3,7 | 31,7 | 1 |
| 2032172JIM | NU2072 | 360 | 540 | 106 | 1703 | 3158 | | 4,7 | 4,7 | 92,7 | 2 |
| 672878M | | 390 | 560 | 82 | 900 | 1400 | | 3 | 3 | 67,7 | 2 |
| 672778M | | 390 | 560 | 100 | 1132 | 1910 | | 3 | 3 | 71,3 | 1 |
| 1032980M | | 400 | 540 | 65 | 848 | 1544 | | 3,7 | 3,7 | 42,5 | 2 |
| 3032180M | | 400 | 600 | 148 | 2318 | 4407 | | 4,7 | 4,7 | 147 | 2 |
| 2032780M | | 400 | 650 | 145 | 2600 | 4681 | | 6 | 6 | 196 | 2 |
| 672788M | | 440 | 620 | 110 | 1426 | 2474 | | 3 | 3 | 96,6 | 1 |
| 20329/500M | | 500 | 670 | 100 | 1775 | 3849 | | 4,7 | 4,7 | 103 | 2 |
| 327/600M | | 600 | 830 | 150 | 2820 | 6147 | | 4,7 | 4,7 | 254 | 2 |
| 327/700 | | 700 | 930 | 160 | 3006 | 6986 | | 6 | 6 | 300 | 2 |
| 327/770 | | 770 | 1020 | 170 | 3200 | 7799 | | 7,5 | 7,5 | 395 | 2 |

Bearings with short cylindrical rollers, one rib on inner ring and side plate



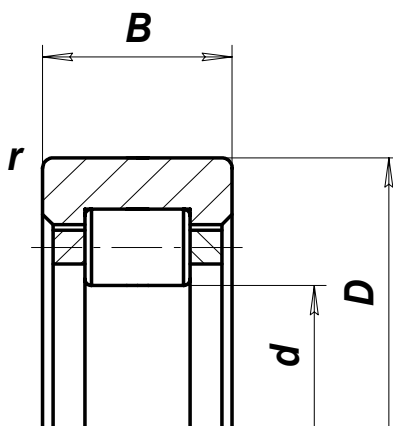
| Designation | Dimensions, mm | | | Rated load capacity | | n_{nped} (min^{-1}) | Chamfer radius | | Weight, kg |
|--------------|----------------|-----|-----|---------------------|---------|--|--------------------------|--------------------------|---------------|
| | d | D | B | C (kN) | Co (kN) | | R_{min} , mm | r_{min} , mm | |
| 92152M | 260 | 400 | 65 | 793 | 1162 | 1380 | 3,7 | 3,7 | 31,7 |
| 2092992M | 460 | 620 | 95 | 1614 | 3435 | | 3,7 | 3,7 | 91 |
| 30928/630AM | 630 | 780 | 112 | 2291 | 5957 | | 3,7 | 3,7 | 127 |
| 30928/630JIM | 630 | 780 | 112 | 1882 | 4582 | | 3,7 | 3,7 | 130,7 |
| 927/700M | 700 | 930 | 160 | 3000 | 7000 | | 6 | 6 | 317 |

Bearings with short cylindrical rollers and one rib inner ring



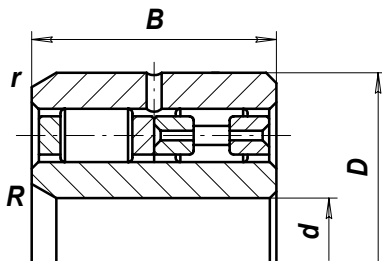
| Designation | Dimensions, mm | | | Rated load capacity | | $n_{\text{нреч}}^{-1}$ (min^{-1}) | Chamfer radius | | Weight, kg |
|---------------|----------------|----|----|---------------------|---------|---|----------------|-----|------------|
| | d | D | B | C (kN) | Co (kN) | | d | D | |
| 42205A1EYIII1 | 25 | 52 | 15 | 8,8 | 16,8 | 11 000 | 1 | 1 | 0,135 |
| 42305AEYIII1 | 25 | 62 | 17 | 37,5 | 41,5 | 9 000 | 1,1 | 1,1 | 0,261 |

Bearings with short cylindrical rollers without inner ring

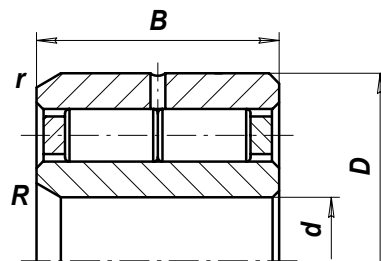


| Designation | Dimensions, (mm) | | | Rated load capacity | | Chamfer radius | Weight, kg |
|-------------|------------------|-----|----|---------------------|---------|-----------------|------------|
| | d | D | B | C (kN) | Co (kN) | r_{\min} , mm | |
| 292152M | 290 | 400 | 65 | 796 | 1169 | 3,7 | 23,6 |

Double row bearings with short cylindrical rollers, without ribs on inner and outer rings and solid cage



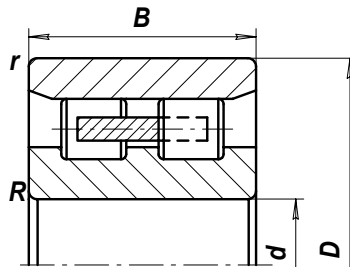
Drawing 1



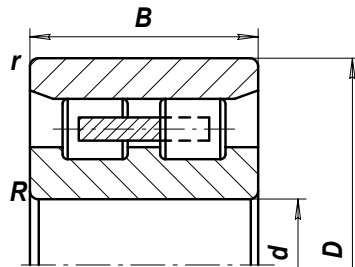
Drawing 2

| Designation | Dimensions, (mm) | | | Rated load capacity | | $n_{\text{нред}}^{-1}$ (min^{-1}) | Chamfer radius | | Weight, kg | Drawing number |
|-------------|------------------|-----|-----|---------------------|---------|---|-----------------------|-----------------------|------------|----------------|
| | d | D | B | C (kN) | Co (kN) | | R _{min} , mm | r _{min} , mm | | |
| 782726KM | 130 | 230 | 110 | 900 | 1563 | 2600 | 3,7 | 3,7 | 19,7 | 1 |
| 762726Y | 130 | 230 | 110 | 919 | 1036 | 2600 | 3,7 | 3,7 | 20,1 | 2 |
| 764728Y | 140 | 250 | 120 | 1185 | 2280 | 2400 | 3,5 | 3,5 | 23,8 | 2 |
| 782756M | 280 | 460 | 200 | 2278 | 4680 | 800 | 6 | 6 | 150 | 2 |
| 782760 | 300 | 500 | 190 | 2815 | 5812 | 650 | 9,5 | 2,3 | 170 | 2 |

Bearings with short cylindrical rollers, without ribs on outer ring and solid cage



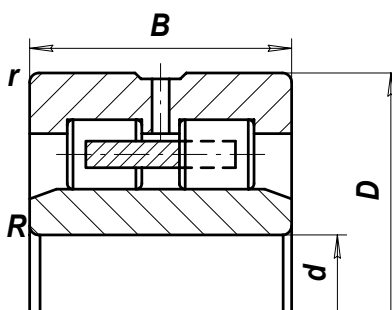
Drawing 1



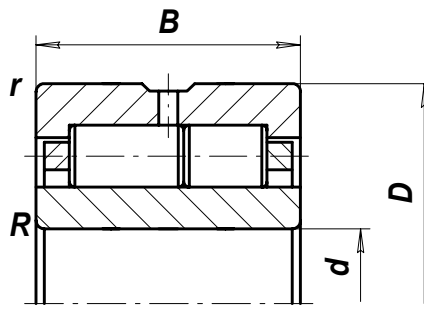
Drawing 2

| Designation | Dimensions, mm | | | Rated load capacity | | Chamfer radius | | Weight, kg | Drawing number |
|-------------|----------------|-----|-----|---------------------|---------|-----------------------|-----------------------|------------|----------------|
| | d | D | B | C (kN) | Co (kN) | R _{min} , mm | r _{min} , mm | | |
| 3282168 | 340 | 520 | 133 | 1621 | 3202 | 4,7 | 4,7 | 100 | 1 |
| 4202192M | 460 | 680 | 218 | 3754 | 8558 | 6 | 6 | 288 | 2 |
| 32221/560M | 560 | 820 | 195 | 4383 | 9170 | 6 | 6 | 377 | 2 |

Double row bearings with short cylindrical rollers, without ribs n inner ring and solid cage



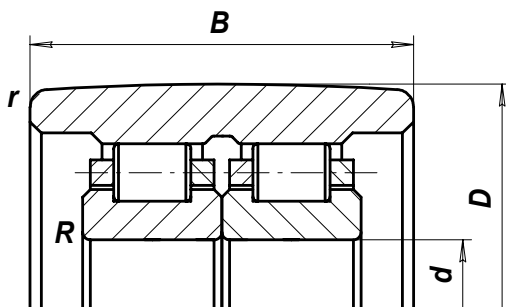
Drawing 1



Drawing 2

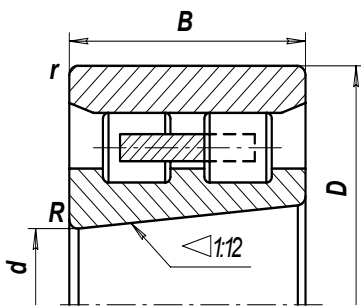
| Designation | Dimensions, mm | | | Rated load capacity | | Chamfer radius | | Weight, kg | Drawing number |
|-------------|----------------|-----|-----|---------------------|---------|-----------------------|-----------------------|------------|----------------|
| | d | D | B | C (kN) | Co (kN) | R _{min} , MM | r _{min} , MM | | |
| 4162968KJI | 340 | 460 | 118 | 1200 | 2500 | 3 | 3 | 57,9 | 1 |
| 42629/530M | 530 | 710 | 180 | 3187 | 7929 | 4,7 | 4,7 | 219 | 2 |

Double row bearings with short cylindrical rollers, without rib on outer ring, wide inner ring and solid cage

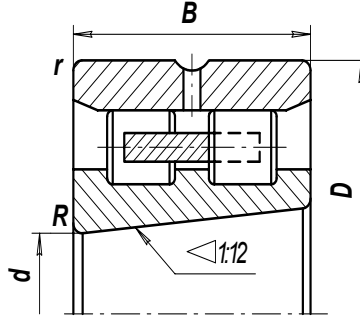


| Designation | Dimensions, mm | | | Rated load capacity | | $n_{\text{пред-1}}$ (min^{-1}) | Chamfer radius | | Drawing number |
|-------------|----------------|-----|-----|---------------------|------------|--|-----------------------|-----------------------|----------------|
| | d | D | B | C (kN) | C_0 (kN) | | R_{min} , mm | r_{min} , mm | |
| 212956M | 280 | 550 | 320 | 3131 | 6612 | 1150 | 4,7 | 7,5 | 366 |

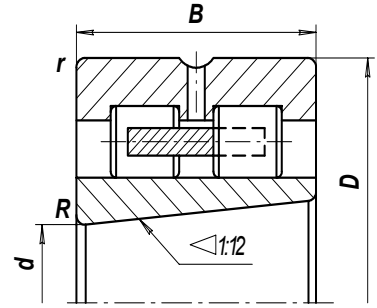
Double row bearings with short cylindrical rollers, without rib on outer ring and tapered bore



Drawing 1



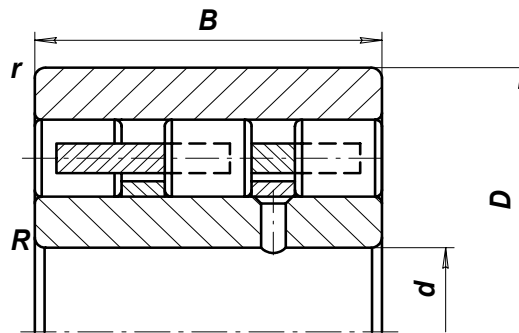
Drawing 2



Drawing 3

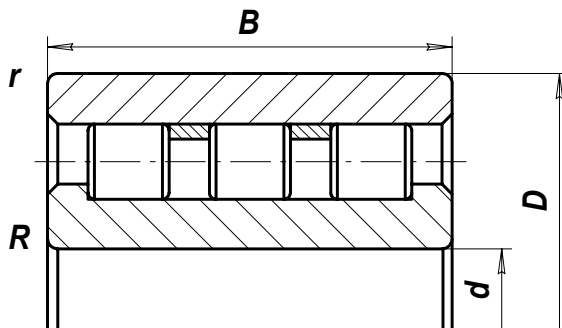
| Designation | Dimensions, mm | | | Rated load capacity | | $n_{\text{пред}} \text{ (min}^{-1}\text{)}$ | Chamfer radius | | Weight, kg | Drawing number |
|-------------|----------------|-----|-----|---------------------|---------|---|-----------------------|-----------------------|------------|----------------|
| | d | D | B | C (kN) | Co (kN) | | R_{min} , mm | r_{min} , mm | | |
| 3182120 | 100 | 150 | 37 | 160 | 129 | 3400 | 1,5 | 1,5 | 2,2 | 1 |
| 3182122 | 110 | 170 | 45 | 233 | 189 | 3200 | 2 | 2 | 3,53 | 1 |
| 3182124 | 120 | 180 | 46 | 244 | 207 | 2800 | 2 | 2 | 3,93 | 1 |
| 3182128 | 140 | 210 | 53 | 305 | 237 | 2600 | 2 | 2 | 6,06 | 1 |
| 3182168 | 340 | 520 | 133 | 1621 | 3202 | | 4,7 | 4,7 | 97,3 | 1 |
| 4162968K | 360 | 460 | 118 | 1200 | 2500 | | 3 | 3 | 56,8 | 3 |
| 3182172K | 360 | 540 | 134 | 1652 | 3331 | | 5 | 5 | 105 | 2 |
| 3182172K1 | 360 | 540 | 134 | 1652 | 3331 | | 5 | 5 | 106 | 2 |
| 3182180 | 400 | 600 | 148 | 2033 | 4140 | | 4,7 | 4,7 | 144 | 1 |
| 3182192K | 460 | 680 | 163 | 2538 | 5334 | | 6 | 6 | 196 | 2 |
| 31821/500 | 500 | 720 | 167 | 2558 | 5512 | | 6 | 6 | 213 | 1 |
| 21821/560 | 560 | 820 | 150 | 3443 | 7386 | | 6 | 6 | 267 | 1 |
| 21821/670M | 670 | 980 | 180 | 4581 | 10354 | | 7,5 | 7,5 | 452 | 1 |

Three row bearings with short cylindrical rollers



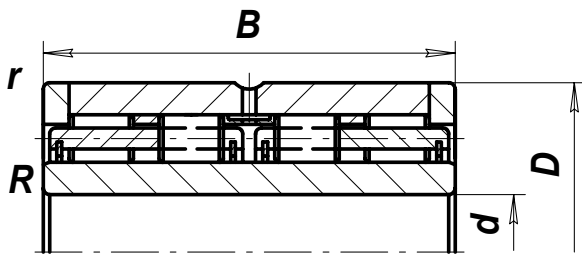
| Designation | Dimensions, mm | | | Rated load capacity | | $n_{пред}$ (min^{-1}) | Chamfer radius | | Weight, kg |
|-------------|----------------|--------|-----|---------------------|---------|------------------------------|-------------------|-------------------|---------------|
| | d | D | B | C (kN) | Co (kN) | | R_{min} , mm | r_{min} , mm | |
| 462836XJIMY | 180 | 406,42 | 224 | 2521 | 4948 | 1950 | 3 | 1,1 | 170 |

Three row bearings with short cylindrical rollers, without rib on outer ring and cylindrical bore in inner ring

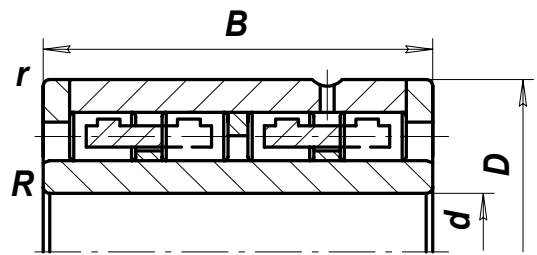


| Designation | Dimensions, mm | | | Rated load capacity | | Chamfer radius | | Weight, kg |
|-------------|----------------|-----|-----|---------------------|---------|-----------------------|-----------------------|------------|
| | d | D | B | C (kN) | Co (kN) | R _{min} , mm | r _{min} , mm | |
| 5362980M | 400 | 540 | 190 | 2776 | 8174 | 3,7 | 3,7 | 132 |
| 5362980KM | 400 | 540 | 190 | 2775 | 8174 | 3,7 | 3,7 | 130 |

Bearings with short cylindrical rollers, without ribs on either ring and side plates



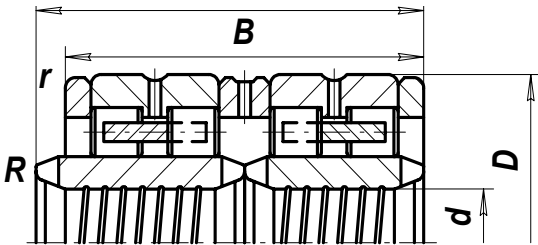
Drawing 1



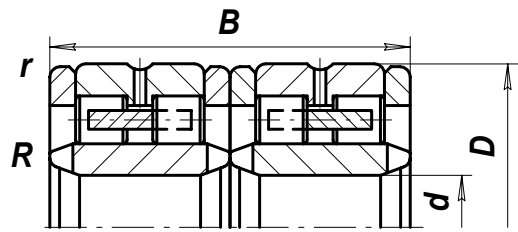
Drawing 2

| Designation | Dimensions, mm | | | Rated load capacity | | $n_{пред-1}$ (min^{-1}) | Chamfer radius | | Weight, kg | Drawing number |
|-------------|----------------|-----|-----|---------------------|------------|--------------------------------|----------------|----------------|------------|----------------|
| | d | D | B | C (kN) | C_0 (kN) | | R_{min} , mm | r_{min} , mm | | |
| 6442144XM | 220 | 340 | 218 | 1746 | 4151 | 290 | 3 | 1,3 | 78,7 | 1 |
| 20-6462164M | 320 | 480 | 290 | 3638 | 9127 | | 3,7 | 1,1 | 195 | 2 |

Bearings with short cylindrical rollers



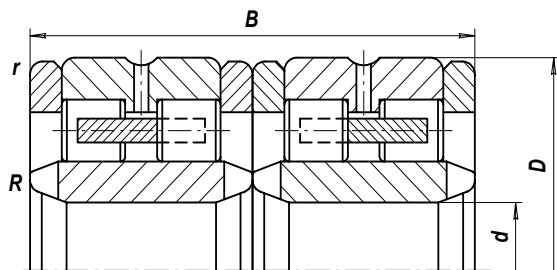
Drawing 1



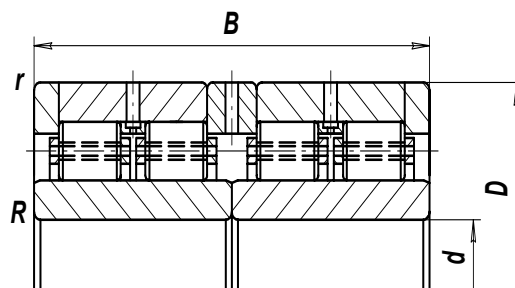
Drawing 2

| Designation | Dimensions, mm | | | | Rated load capacity | | Chamfer radius | | Weight, kg | Drawing number |
|-------------|----------------|--------|-----|-----|---------------------|---------|-----------------------|-----------------------|------------|----------------|
| | d | D | B | T | C (kN) | Co (kN) | R _{min} , mm | r _{min} , mm | | |
| 742782M | 410 | 560 | 400 | 420 | 5129 | 14689 | 11x20° | 2 | 296 | 1 |
| 742788M | 440 | 620 | 450 | 470 | 6180 | 17617 | 12x20° | 2 | 440 | 1 |
| 7429 / 571 | 571,1 | 812,97 | 594 | | 11590 | 35347 | 15x20° | 6 | 1036,3 | 2 |

Bearings with short cylindrical rollers



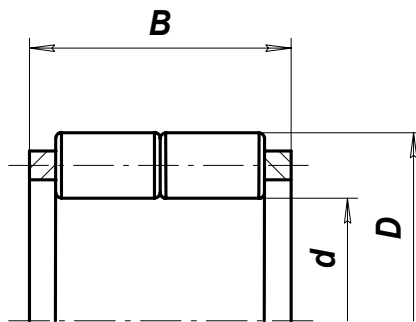
Drawing 1



Drawing 2

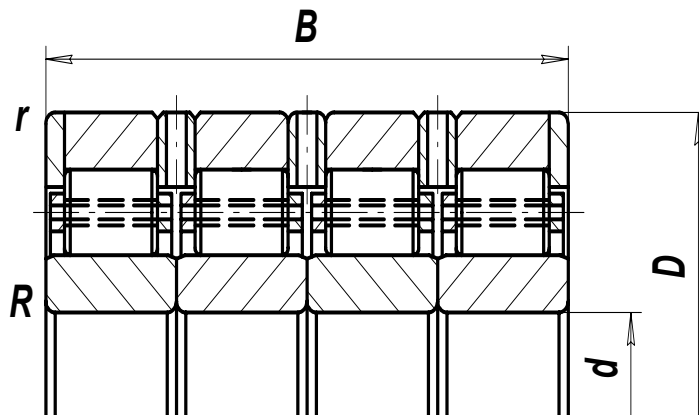
| Designation | Dimensions, mm | | | Rated load capacity | | n_{max} (min^{-1}) | Chamfer radius | | Weight, kg | Drawing number |
|-------------|----------------|------|-----|---------------------|---------|---|--------------------------|--------------------------|------------|----------------|
| | d | D | B | C (kN) | Co (kN) | | R_{min} , MM | r_{min} , MM | | |
| 262744XMY2 | 220 | 340 | 218 | 1847 | 4012 | 1100 | 10x20° | 3 | 75 | 1 |
| 442860XM | 300 | 500 | 360 | 4604 | 10178 | 380 | 4,7 | 4,7 | 304 | 2 |
| 442860XM1 | 300 | 500 | 360 | 4604 | 10178 | 380 | 6 | 6 | 304 | 2 |
| 262768XMY2 | 340 | 480 | 290 | 3230 | 8561 | | 15x20° | 3 | 172 | 1 |
| 262780XMY2 | 400 | 560 | 365 | 4413 | 12000 | | 15x20° | 3 | 288 | 1 |
| 262796XMY2 | 480 | 700 | 480 | 8352 | 23425 | | 15x20° | 6 | 650 | 1 |
| 4427/500X | 500 | 720 | 530 | 9569 | 28610 | | 6 | 6 | 744 | 2 |
| 4427/710X | 710 | 1030 | 775 | 17200 | 52300 | | 7,5 | 7,5 | 2251 | 2 |
| 4427/750XK | 750 | 1090 | 775 | 19758 | 63006 | | 20x20° | 7,5 | 2568 | 2 |
| 4428/750X | 750 | 1090 | 750 | 19695 | 57475 | | 25x20° | 7,5 | 2445 | 2 |
| 4428/750XK | 750 | 1090 | 750 | 2067 | 61306 | | 25x20° | 7,5 | 2549 | 2 |
| 4427/850X | 850 | 1220 | 900 | 26530 | 88190 | | 7,5 | 7,5 | 3661 | 2 |
| 4427/950X | 950 | 1360 | 975 | 30340 | 104580 | | 7,5 | 7,5 | 4882 | 2 |

Roller bearings without inner and outer rings



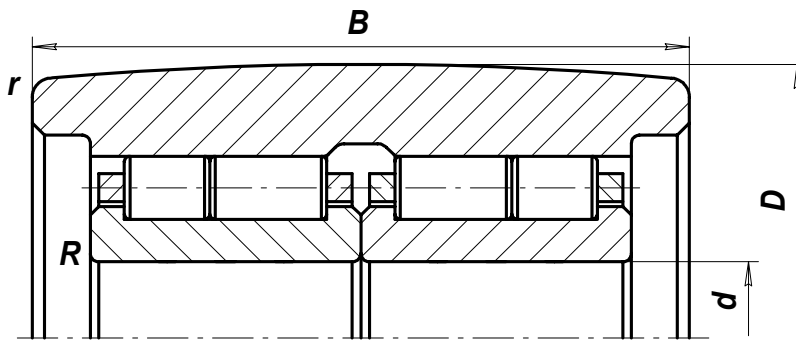
| Designation | Dimensions, mm | | | Weight, kg |
|-------------|----------------|-------|-----|------------|
| | d | D | B | |
| 64234 | 170 | 220,8 | 117 | 9,7 |

Four row bearings with short cylindrical rolles



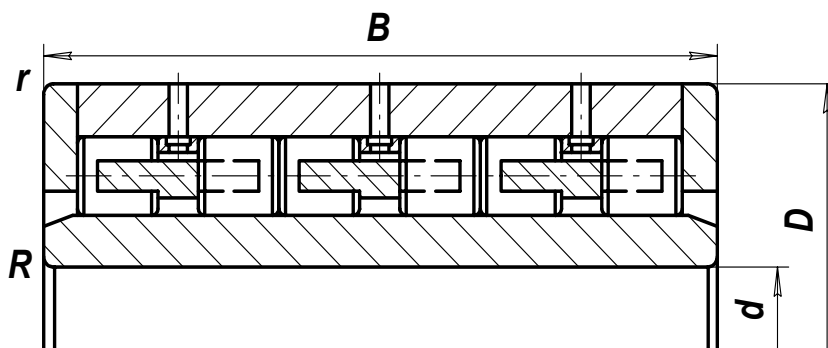
| Designation | Dimensions, mm | | | Rated load capacity | | Chamfer radius | | Weight, kg |
|-----------------------|----------------|------|------|---------------------|---------|-----------------------|-----------------------|------------|
| | d | D | B | C (kN) | Co (kN) | R _{min} , MM | r _{min} , MM | |
| 4429 / 900X | 900 | 1280 | 780 | 23797 | 74759 | 2,3 | 5 | 3456 |
| BC4-8062 / HA1VU001JI | 1040 | 1440 | 1000 | 29690 | 90529 | 27 | 7,5 | 5308 |

Four row bearings with no ribs on wide outer ring and solid cage



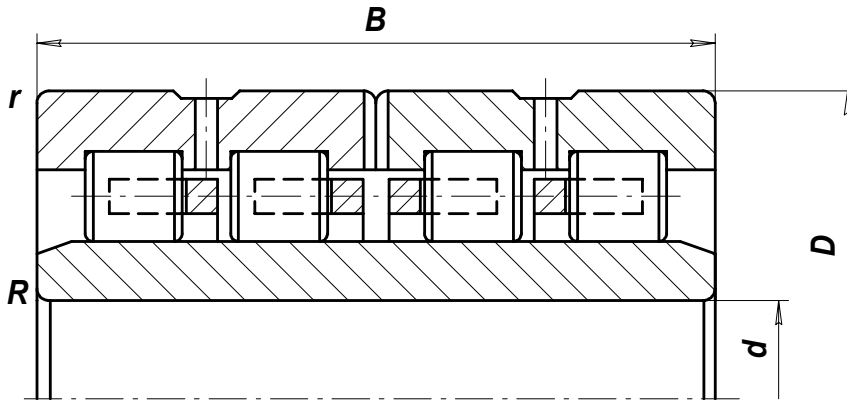
| Designation | Dimensions, mm | | | Rated load capacity | | Chamfer radius | | Weight, kg |
|-------------|----------------|-----|-----|---------------------|---------|--------------------------|--------------------------|------------|
| | d | D | B | C (kN) | Co (kN) | R _{min} , MM | r _{min} , MM | |
| 212792M | 460 | 800 | 500 | 6340 | 17209 | 6 | 9,5 | 1111 |

Six row bearings with short cylindrical rolles



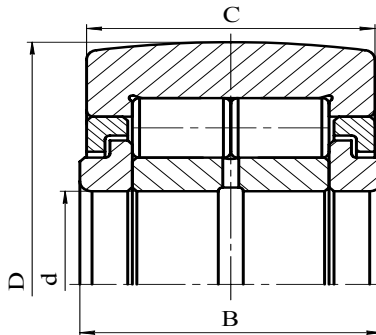
| Designation | Dimensions, mm | | | Rated load capacity | | Chamfer radius | | Weight, kg |
|-------------|----------------|-----|-----|---------------------|---------|-----------------|-----------------|------------|
| | d | D | B | C (kN) | Co (kN) | R_{\min} , MM | r_{\min} , MM | |
| 6442176K1 | 380 | 560 | 325 | 3414 | 9270 | 5 | 2 | 317 |

Four row bearings with short cylindrical rolles



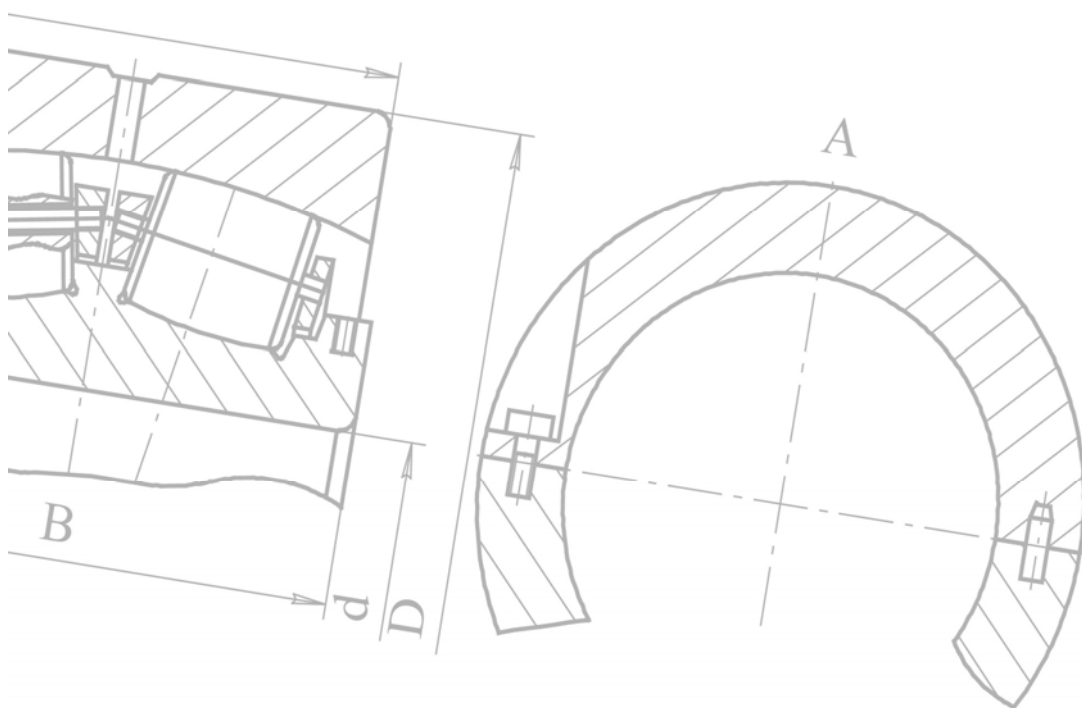
| International designation | Dimensions, mm | | | Rated load capacity | | Chamfer radius | | Weight, kg |
|---------------------------|----------------|-----|-----|---------------------|---------|-----------------------|-----------------------|------------|
| | d | D | B | C (kN) | Co (kN) | R _{min} , MM | r _{min} , MM | |
| 90952N4U | 550 | 800 | 560 | 10569 | 28248 | 6,3 | 6,3 | 955 |
| 20-90914N4U | 240 | 360 | 290 | 3300 | 6550 | 4 | 2 | 104 |

Double-row rollers with attached ribs and no cage



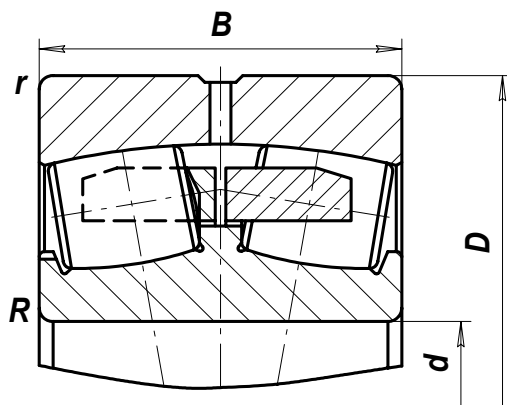
| Designation | Dimensions, mm | | | Rated load capacity | | Chamfer radius | | Weight, kg |
|--------------|----------------|-----|-----|---------------------|---------|--------------------------|--------------------------|------------|
| | d | D | B | C (kN) | Co (kN) | R _{min} , MM | r _{min} , MM | |
| 962814K7XC17 | 70 | 190 | 60 | 200 | 210 | 1 | 3 | 10,7 |
| 962824K7XC17 | 120 | 290 | 80 | 320 | 410 | 1 | 3 | 34 |
| 962836K7XC17 | 180 | 385 | 116 | 1000 | 1400 | 1 | 3 | 77,1 |

Double-row spherical roller bearings

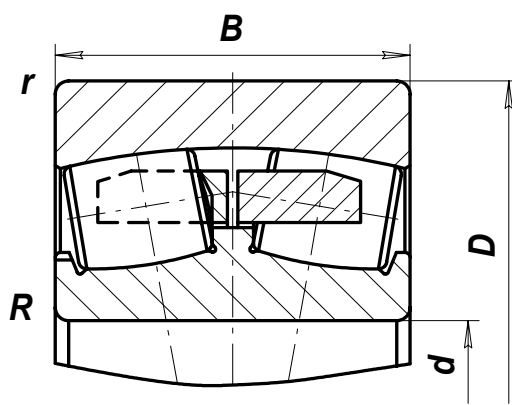




Double row spherical roller bearings



Drawing 1

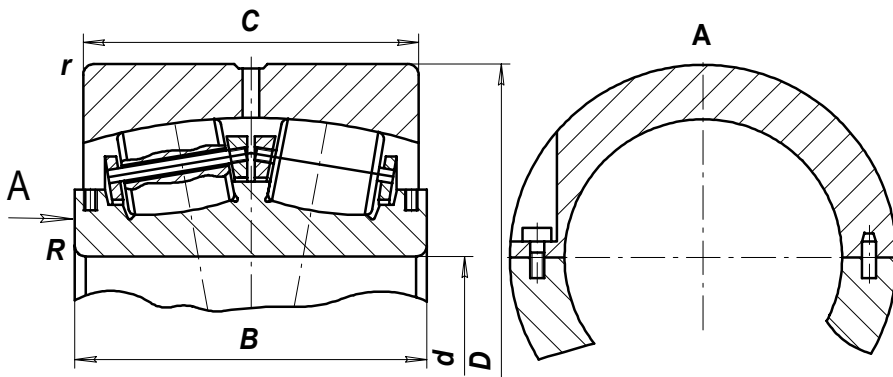


Drawing 2

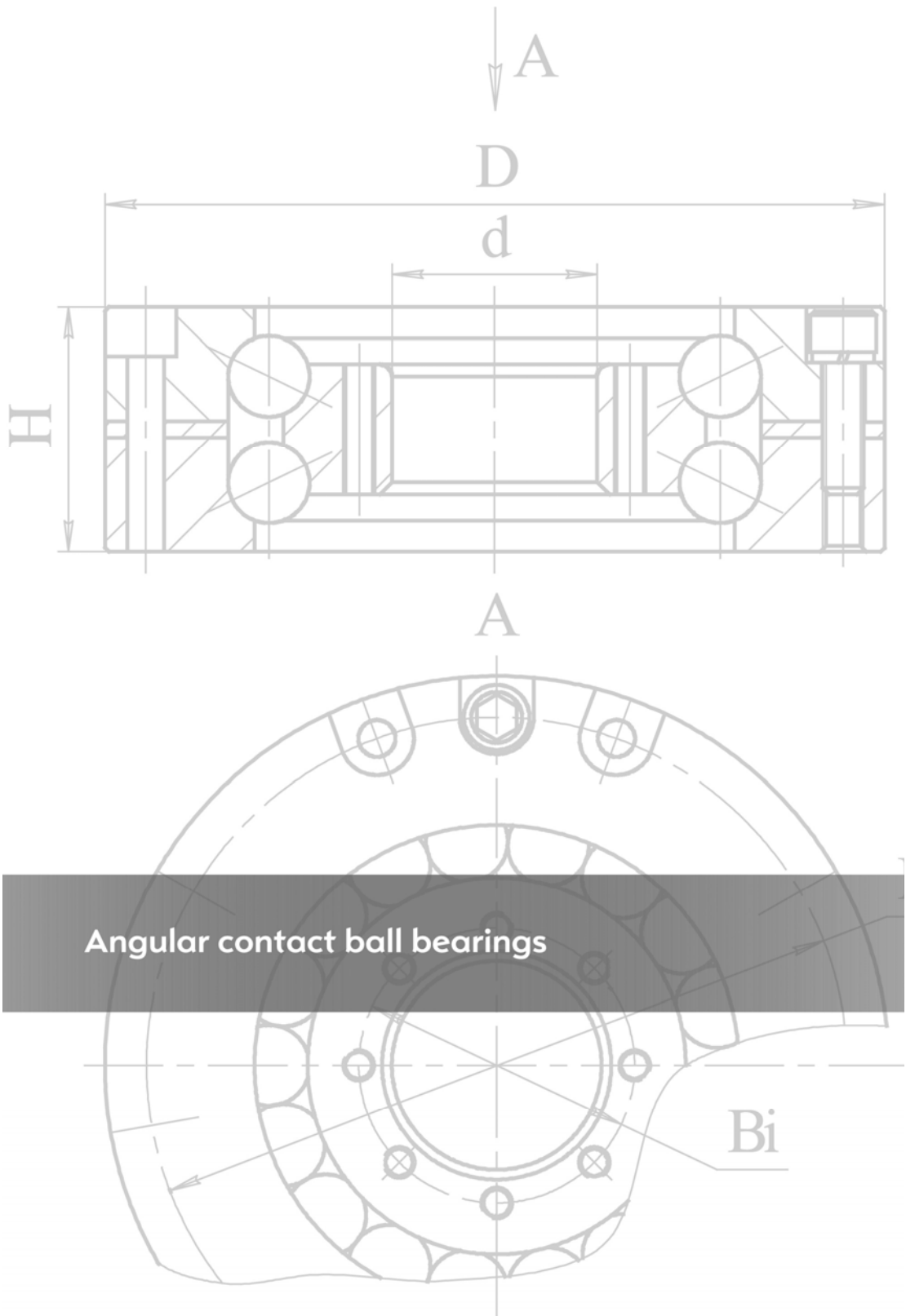
| Designation | International designation | Dimensions, mm | | | Rated load capacity | | $n_{ред}$ (min^{-1}) | Chamfer radius | | Weight, kg | Drawing number |
|-------------|---------------------------|----------------|-----|------|---------------------|---------|-----------------------------|--------------------------|--------------------------|------------|----------------|
| | | d | D | B | C (kN) | Co (kN) | | R _{min} , MM | r _{min} , MM | | |
| 3508 | 22208M | 40 | 80 | 23 | 57 | 33,3 | 6200 | 1,1 | 1,1 | 0,58 | 2 |
| 3608H | 22308MW33 | 40 | 90 | 33 | 95 | 64,9 | 4800 | 1,5 | 1,5 | 1,03 | 1 |
| 3509 | 22209M | 45 | 85 | 23 | 64 | 35 | 5800 | 1,1 | 1,1 | 0,6 | 2 |
| 3609H | 22309MW33 | 45 | 100 | 36 | 114 | 74,8 | 4600 | 1,5 | 1,5 | 1,4 | 1 |
| 3610H | 22310MW33 | 50 | 110 | 40 | 150 | 101 | 4300 | 2 | 2 | 1,9 | 1 |
| 3511H | 22211MW33 | 55 | 100 | 25 | 99,5 | 118 | 5300 | 1,5 | 1,5 | 0,88 | 1 |
| 3611H | 22311MW33 | 55 | 120 | 43 | 170 | 118 | 4000 | 2 | 2 | 2,27 | 1 |
| 3512H | 22212MW33 | 60 | 110 | 28 | 153 | 180 | 5000 | 1,5 | 1,5 | 1,2 | 1 |
| 3612 | 22312M | 60 | 130 | 46 | 196 | 128 | 3600 | 2,1 | 2,1 | 3,1 | 2 |
| 3513H | 22213MW33 | 65 | 120 | 31 | 150 | 200 | 4500 | 1,5 | 1,5 | 1,6 | 1 |
| 3613H | 22313MW33 | 65 | 140 | 48 | 220 | 142 | 3400 | 2,1 | 2,1 | 3,63 | 1 |
| 3514H | 22214MW33 | 70 | 125 | 31 | 132 | 3,8 | 4500 | 1,5 | 1,5 | 1,8 | 1 |
| 3614H | 22314MW33 | 70 | 150 | 51 | 270 | 181 | 3200 | 2,1 | 2,1 | 4,28 | 1 |
| 3615H | 22315MW33 | 75 | 160 | 55 | 300 | 207 | 3000 | 2,1 | 2,1 | 5,27 | 1 |
| 3516H | 22216MW33 | 80 | 140 | 33 | 160 | 118 | 4000 | 2 | 2 | 2,17 | 1 |
| 3616H | 22316MW33 | 80 | 170 | 58 | 325 | 227 | 2800 | 2,1 | 2,1 | 6,2 | 1 |
| 3517H | 22217MW33 | 85 | 150 | 36 | 183 | 130 | 3600 | 2 | 2 | 2,7 | 1 |
| 3617H | 22317MW33 | 85 | 180 | 60 | 365 | 270 | 2600 | 3 | 3 | 7,65 | 1 |
| 3518H | 22218MW33 | 90 | 160 | 40 | 216 | 159 | 3400 | 2 | 2 | 3,48 | 1 |
| 3618H | 22318MW33 | 90 | 190 | 64 | 400 | 300 | 2600 | 3 | 3 | 9,3 | 1 |
| 3519H | 22219MW33 | 95 | 170 | 43 | 245 | 170 | 3200 | 2,1 | 2,1 | 4,31 | 1 |
| 3520H | 22220MW33 | 100 | 180 | 46 | 275 | 212 | 3000 | 2,1 | 2,1 | 5 | 1 |
| 3003220H | 23220 | 100 | 180 | 60,3 | 385 | 615 | 1900 | 2,1 | 2,1 | 7 | 1 |
| 3620H | 22320MW33 | 100 | 215 | 73 | 520 | 410 | 2200 | 3 | 3 | 12,8 | 1 |
| 3053722HJ1 | 23122 | 110 | 180 | 56 | 374 | 567 | 1900 | 2 | 2 | 5,7 | 1 |
| 3522H | 22222MW33 | 110 | 200 | 53 | 355 | 276 | 2800 | 2,1 | 2,1 | 7,4 | 1 |
| 3003222H | 23222 | 110 | 200 | 69,8 | 529 | 767 | 1600 | 2,1 | 2,1 | 9,9 | 1 |
| 3622H | 22322 | 110 | 240 | 80 | 740 | 880 | 1500 | 3 | 3 | 17,8 | 1 |
| 3003124H | 23024 | 120 | 180 | 46 | 280 | 473 | 2000 | 2 | 2 | 4,5 | 1 |
| 3524H | 22224MW33 | 120 | 215 | 58 | 415 | 325 | 2600 | 2,1 | 2,1 | 9,12 | 1 |
| 3624 | 22324 | 120 | 260 | 86 | 860 | 1100 | 1300 | 3 | 3 | 22,8 | 2 |
| 3003126H | 23026 | 130 | 200 | 52 | 384 | 627 | 1900 | 2 | 2 | 5,7 | 1 |
| 3526H | 22226MW33 | 130 | 230 | 64 | 500 | 415 | 2400 | 3 | 3 | 11,1 | 1 |

| Designation | International designation | Dimensions, mm | | | Rated load capacity | | n_{mpet} (min^{-1}) | Chamfer radius | | Weight, kg | Drawing number |
|-------------|---------------------------|----------------|-----|-----|---------------------|---------|------------------------------|--------------------------|--------------------------|------------|----------------|
| | | d | D | B | C (kN) | Co (kN) | | R _{min} , MM | r _{min} , MM | | |
| 3626 | 22326 | 130 | 280 | 93 | 982 | 1217 | 1000 | 4 | 4 | 28,5 | 1 |
| 3003128H | 23028 | 140 | 210 | 53 | 385 | 660 | 1800 | 2 | 2 | 6,8 | 1 |
| 3003728H | 23128 | 140 | 225 | 68 | 571 | 941 | 1600 | 2,1 | 2,1 | 11,5 | 1 |
| 3528H | 22228 | 140 | 250 | 68 | 660 | 924 | 1600 | 3 | 3 | 14,2 | 1 |
| 3628H | 22328 | 140 | 300 | 102 | 1100 | 1444 | 1200 | 4 | 4 | 35,3 | 1 |
| 3530H | 22230 | 150 | 270 | 73 | 730 | 1040 | 1500 | 3 | 3 | 18 | 1 |
| 3630H | 22330 | 150 | 320 | 108 | 1208 | 1670 | 1100 | 4 | 4 | 42,9 | 1 |
| 3003732H | 23132MW33 | 160 | 270 | 86 | 695 | 725 | 1300 | 2,1 | 2,1 | 20 | 1 |
| 3532H | 22232 | 160 | 290 | 80 | 868 | 1243 | 1400 | 3 | 3 | 22,7 | 1 |
| 3534H | 22234 | 170 | 310 | 86 | 974 | 1420 | 1300 | 4 | 4 | 27,3 | 1 |
| 3634H | 22334 | 170 | 360 | 120 | 1527 | 2000 | 950 | 4 | 4 | 59,3 | 1 |
| 3536H | 22236 | 180 | 320 | 86 | 1054 | 1577 | 1200 | 4 | 4 | 30,4 | 1 |
| 3738H | | 190 | 280 | 67 | 608 | 1164 | 950 | 3 | 3 | 15 | 1 |
| 3538H | 22238 | 190 | 340 | 92 | 1089 | 1669 | 1200 | 4 | 4 | 37 | 1 |
| 3638H | 22338 | 190 | 400 | 132 | 1816 | 2675 | 850 | 5 | 5 | 81 | 1 |
| 3540H | 22240 | 200 | 360 | 98 | 1270 | 2016 | 1100 | 4 | 4 | 44,4 | 1 |
| 3640H | 22340 | 200 | 420 | 138 | 1954 | 2884 | 850 | 5 | 5 | 93,5 | 1 |
| 3003144 | 23044 | 220 | 340 | 90 | 930 | 850 | 1000 | 3 | 3 | 30,6 | 2 |
| 3003744 | 23144 | 220 | 370 | 120 | 1580 | 2750 | 700 | 4 | 4 | 53,2 | 2 |
| 3644H | 22344 | 220 | 460 | 145 | 2200 | 3252 | 750 | 5 | 5 | 128 | 1 |
| 3548H | 22248 | 240 | 440 | 120 | 1843 | 2968 | 800 | 4 | 4 | 87 | 1 |
| 3003148 | 23048 | 240 | 360 | 92 | 980 | 1080 | 900 | 3 | 3 | 33,7 | 2 |
| 3552H | 22252 | 260 | 480 | 130 | 2055 | 3311 | 750 | 5 | 5 | 103 | 1 |
| 3003752 | 23152 | 260 | 440 | 144 | 1860 | 1960 | 770 | 4 | 4 | 92,4 | 2 |
| 3652H | 22352 | 260 | 540 | 165 | 2900 | 4514 | 630 | 6 | 6 | 188,5 | 1 |
| 3003152 | 23052 | 260 | 400 | 104 | 1400 | 2550 | 820 | 4 | 4 | 48,6 | 2 |
| 3756H | | 280 | 410 | 98 | 1203 | 2431 | 700 | 4,7 | 4,7 | 46,9 | 1 |
| 3556H | 22256 | 280 | 500 | 130 | 2139 | 3519 | 700 | 5 | 5 | 123 | 1 |
| 3003156 | 23056 | 280 | 420 | 106 | 1290 | 1440 | 750 | 4 | 4 | 54,5 | 2 |
| 3656 | 22356 | 280 | 580 | 175 | 2717 | 4853 | 560 | 6 | 6 | 235 | 2 |
| 3003756 | 23144 | 280 | 460 | 146 | 2000 | 2150 | 730 | 5 | 5 | 100 | 2 |
| 3760H | | 300 | 440 | 105 | 1466 | 2809 | 630 | 4 | 4 | 58,2 | 1 |
| 3003160 | 23060 | 300 | 460 | 118 | 1866 | 3497 | 630 | 4 | 4 | 73,2 | 2 |
| 3003164 | 23064 | 320 | 480 | 121 | 1798 | 3482 | | 4 | 4 | 79,4 | 2 |
| 3564 | 22264 | 320 | 580 | 150 | 3160 | 4900 | | 5 | 5 | 180 | 2 |
| 3003264XH | 23264 | 320 | 580 | 208 | 3011 | 6317 | | 5 | 5 | 259 | 1 |
| 3003168 | 23068 | 340 | 520 | 133 | 2000 | 2090 | 630 | 5 | 5 | 109 | 2 |
| 3003172 | 23072M | 360 | 540 | 134 | 2080 | 2290 | | 5 | 5 | 112,9 | 2 |
| 4003772 | | 360 | 600 | 243 | 3700 | 4400 | 560 | 5 | 5 | 270 | 2 |
| 3572H | 22272MW33 | 360 | 650 | 170 | 3000 | 2850 | | 6 | 6 | 256 | 1 |
| 3003180H | 23080MW33 | 400 | 600 | 148 | 2550 | 2690 | | 5 | 5 | 148,9 | 1 |
| 3003180V | 2380MW33 | 400 | 600 | 148 | 2550 | 2690 | | 5 | 5 | 148,9 | 1 |
| 3580H | 22280MW33 | 400 | 720 | 185 | 3650 | 3500 | | 6 | 6 | 338 | 1 |
| 3680H | 22380MW33 | 400 | 820 | 243 | 5600 | 5420 | | 7,5 | 7,5 | 690 | 1 |
| 780H | 23180MW33 | 400 | 650 | 200 | 3600 | 3400 | | 6 | 6 | 263,3 | 1 |
| 3003188H | 23088MW33 | 440 | 650 | 157 | 2850 | 3130 | | 6 | 6 | 187 | 1 |
| 3003192 | 23092 | 460 | 680 | 163 | 3650 | 7650 | | 6 | 6 | 215,8 | 2 |
| 3003792H | 23192MW33 | 460 | 760 | 240 | 5000 | 4800 | | 7,5 | 7,5 | 470 | 1 |
| 3003196 | 23096 | 480 | 700 | 165 | 3341 | 7099 | | 6 | 6 | 230 | 2 |
| 30031/530 | 230/530 | 530 | 780 | 185 | 3293 | 8173 | | 6 | 6 | 315 | 2 |
| 30031/600XH | 230/600 | 600 | 870 | 200 | 4107 | 10751 | | 6 | 6 | 432 | 1 |

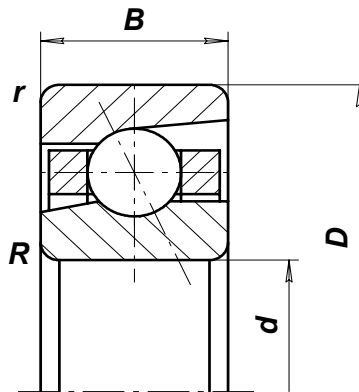
Split double row spherical roller bearings



| Designation | Dimensions, mm | | | | Rated load capacity | | Chamfer radius | | Weight, kg |
|-------------|----------------|------|-----|-----|---------------------|---------|-----------------------|-----------------------|------------|
| | d | D | B | C | C (kN) | Co (kN) | R _{min} , MM | r _{min} , MM | |
| 3640XK | 200 | 420 | 200 | 138 | 1759 | 2596 | 5 | 5 | 97,3 |
| 538/850XK | 850 | 1500 | 610 | 515 | 20700 | 42100 | 15 | 15 | 4200 |
| 538/1320XK | 1320 | 1950 | 640 | 540 | 28340 | 69542 | 12 | 15 | 5950 |

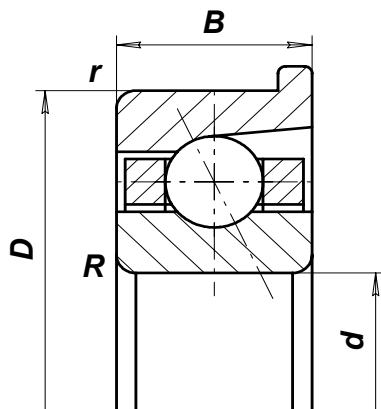


Angular contact ball bearings



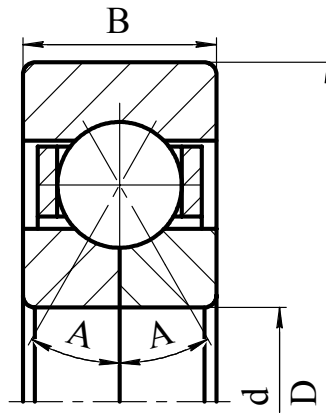
| Designation | International designation | Dimensions, mm | | | Rated load capacity | | $n_{\text{ред}}^{-1}$ (min^{-1}) | Chamfer radius | | Weight, kg |
|-------------|---------------------------|----------------|-----|----|---------------------|------------|--|--------------------------|--------------------------|------------|
| | | d | D | B | C (kN) | C_0 (kN) | | R_{min} , MM | r_{min} , MM | |
| 66144KJI | 7044B | 220 | 340 | 56 | 262 | 442 | 1400 | 3 | 3 | 18,2 |
| 66156KJI | 7056B | 280 | 420 | 65 | 238 | 365 | 900 | 4 | 4 | 33,5 |
| 461/750 | | 750 | 920 | 78 | 532 | 1302 | | 5 | 5 | 110,8 |

Angular contact ball bearings



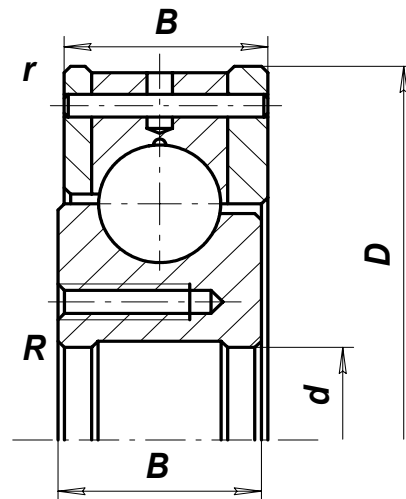
| Designation | Dimensions, mm | | | Rated load capacity | | Chamfer radius | | Weight, kg |
|--------------|----------------|-----|----|---------------------|---------|-----------------------|-----------------------|------------|
| | d | D | B | C (kN) | Co (kN) | R _{min} , MM | r _{min} , MM | |
| 6467 / 630JY | 630 | 700 | 22 | 164 | 421 | 1,3 | 1,3 | 10 |

Single-row angular contact ball bearings with two-piece inner ring



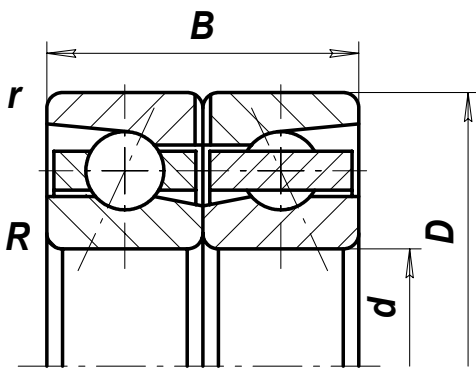
| Designation | Dimensions, mm | | | Corner, deg | Rated load capacity | | Chamfer radius | | Weight, kg |
|-------------|----------------|-----|----|-------------|---------------------|---------|-----------------------|-----------------------|------------|
| | d | D | B | A | C (kN) | Co (kN) | R _{min} , MM | r _{min} , MM | |
| И-828 | 340 | 480 | 65 | 36 | 299 | 488 | 3 | 3 | 40,9 |

Angular contact ball bearings

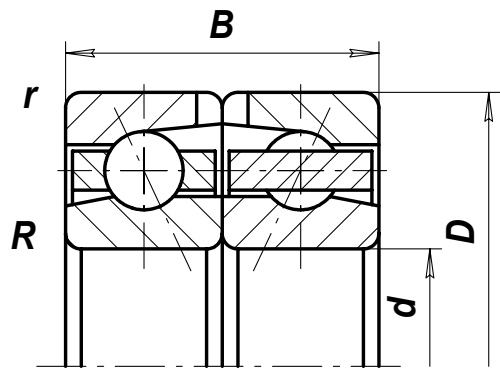


| Designation | Dimensions, mm | | | Rated load capacity | | Chamfer radius | | Weight, kg |
|-------------|----------------|------|----|---------------------|---------|-----------------------|-----------------------|------------|
| | d | D | B | C (kN) | Co (kN) | R _{min} , MM | r _{min} , MM | |
| 2267/960 | 960 | 1170 | 67 | 137 | 508 | 1,5 | 1,3 | 168,5 |

Duplex angular contact ball bearings

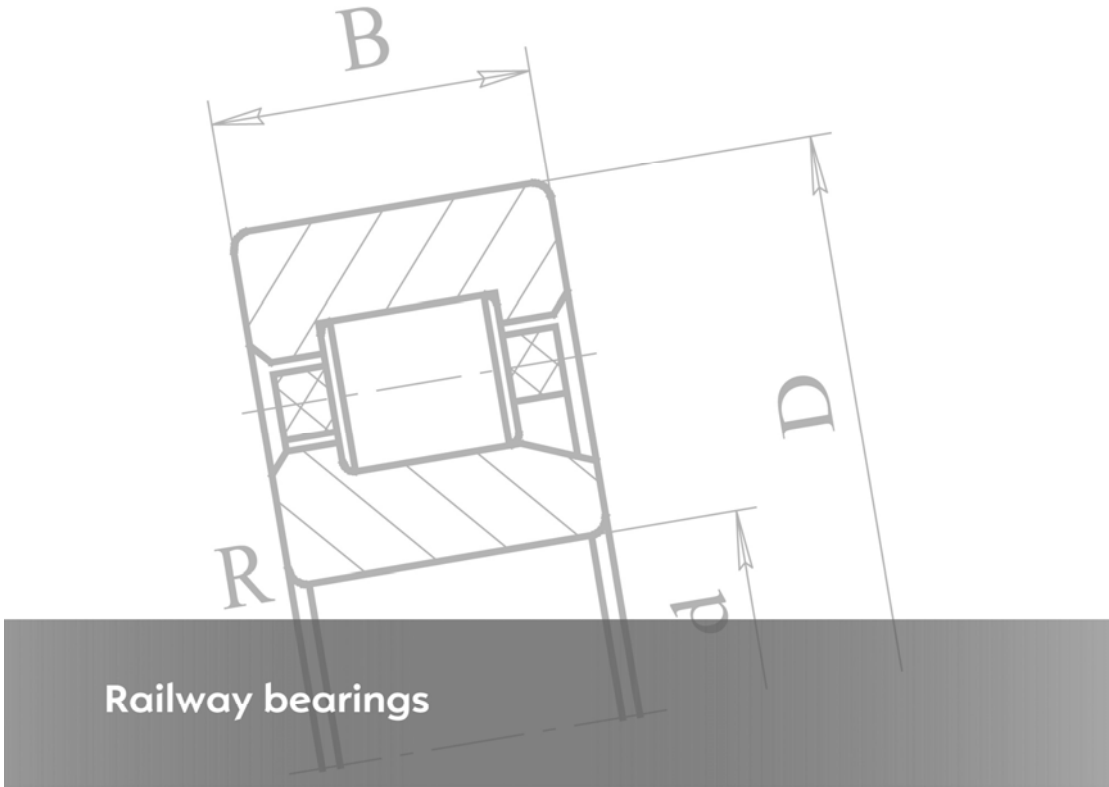


Drawing 1

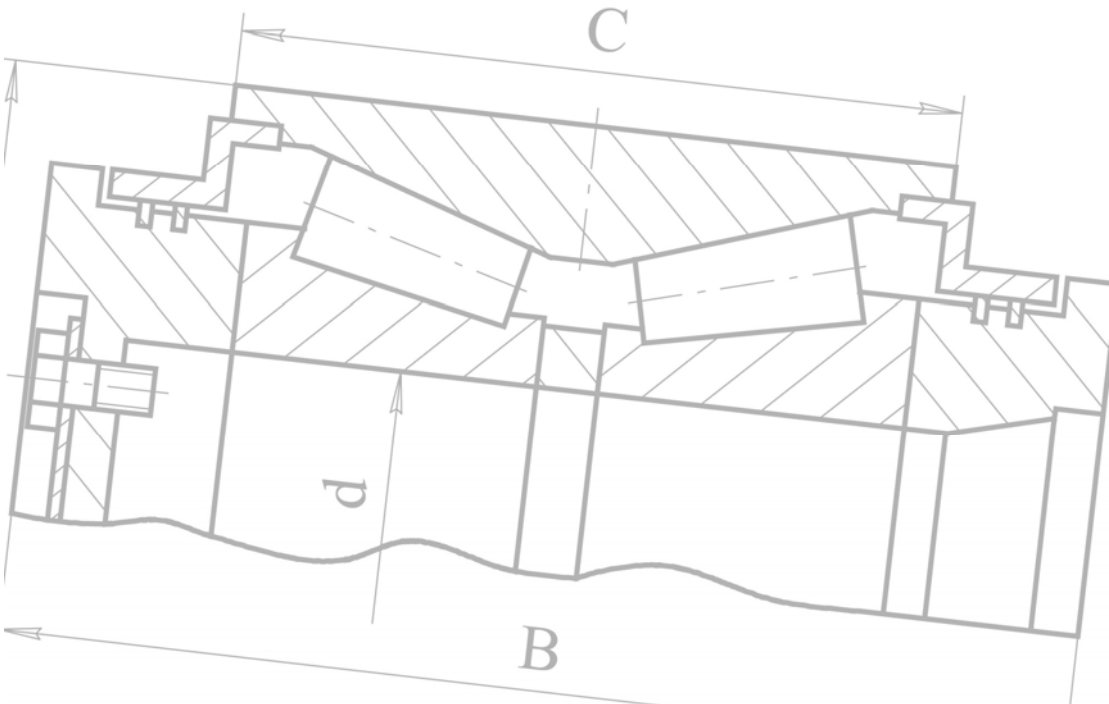


Drawing 2

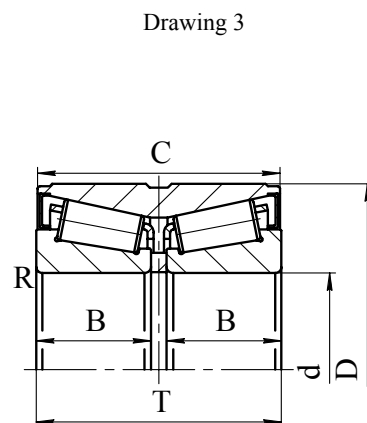
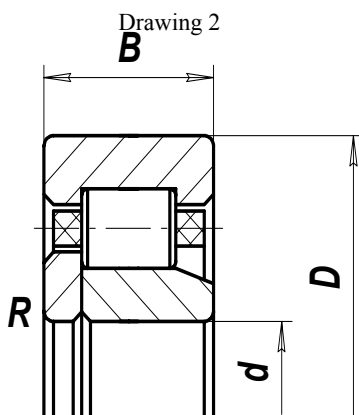
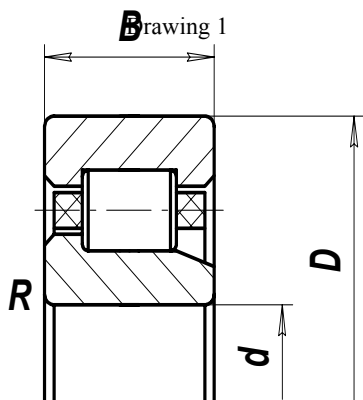
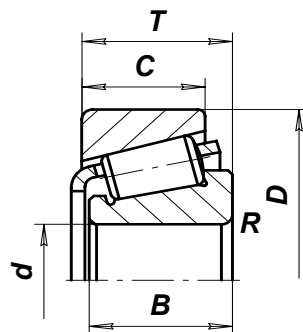
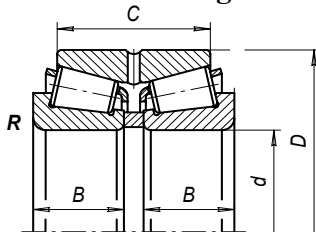
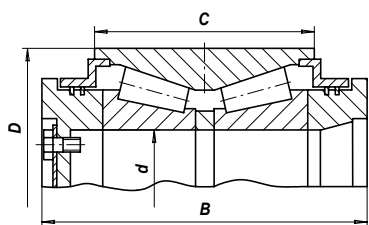
| Designation | International designation | Dimensions, mm | | | Rated load capacity | | | Chamfer radius | | Weight, kg | Drawing number |
|-------------|---------------------------|----------------|-----|-----|---------------------|---------|---|-----------------------|-----------------------|------------|----------------|
| | | d | D | B | C (kN) | Co (kN) | $n_{\text{нрел}}^{-1}$ (min ⁻¹) | R _{min} , MM | r _{min} , MM | | |
| 266144KJI | 7044B/DB | 220 | 340 | 112 | 426 | 718 | 1100 | 3 | 3 | 36,4 | 1 |
| 366156KJI | 7056B/DB | 280 | 420 | 130 | 507 | 1000 | 1200 | 4 | 4 | 67 | 2 |



Railway bearings



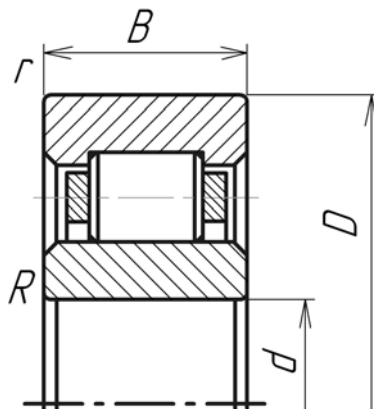
Rail bearings



Drawing 4

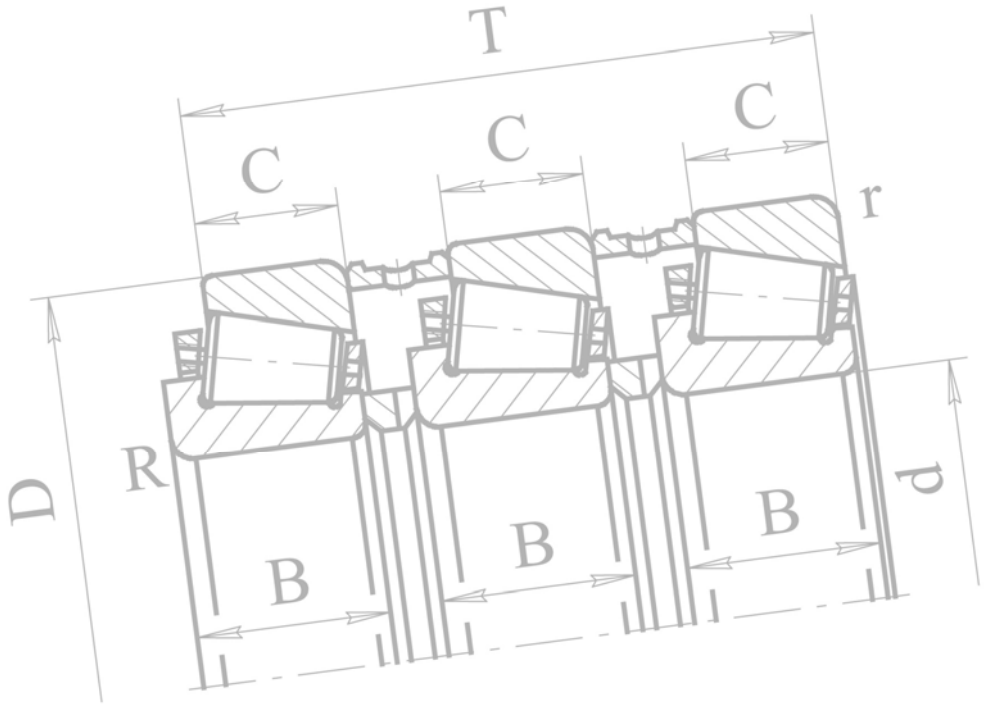
Drawing 5

Drawing 6

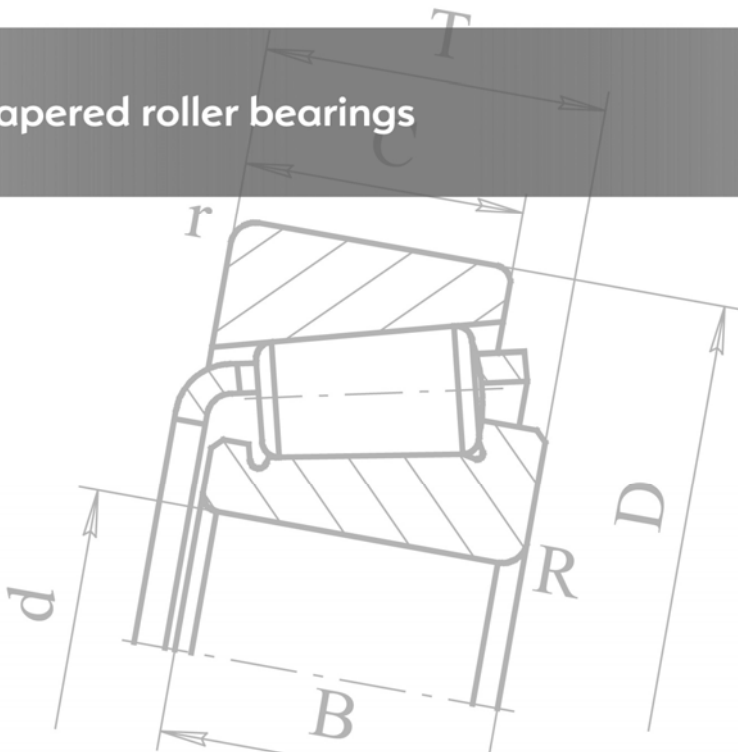


Drawing 7

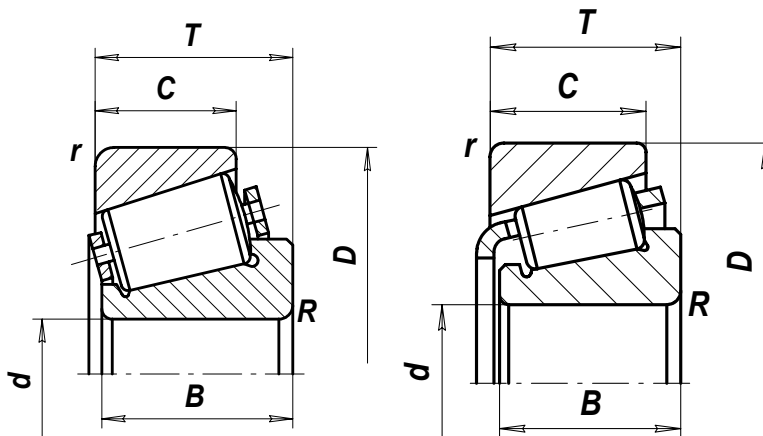
| Designation | International designation | Dimensions, mm | | | | | Rated load capacity | | n_{mea}^{-1} (min^{-1}) | Chamfer radius R_{min} , mm | Weight, kg | Drawing number |
|---------------|---------------------------|----------------|---------|-------|--------|--------|---------------------|---------|--|---|------------|----------------|
| | | d | D | T | B | C | C (kN) | Co (kN) | | | | |
| БТКС-897826Х | | 130 | 230 | | 241,4 | 150 | 830 | 1550 | 1600 | | 36,9 | 1 |
| БТКС-897826ЕХ | | 130 | 230 | | 241,4 | 150 | 830 | 1550 | 1600 | | 34,8 | 1 |
| 897830ХМУ | | 150 | 250 | | 272,4 | 175 | 999 | 2025 | 1300 | | 45,3 | 1 |
| 897830ХМУ2 | | 150 | 250 | | 272,4 | 175 | 999 | 2025 | 1300 | | 45,9 | 1 |
| 897830 Х1МУ | | 150 | 250 | | 272,4 | 175 | 999 | 2025 | 1300 | | 45,9 | 1 |
| | TBU120XM | 120 | 195 | | 180 | 131 | 550 | 970 | 1900 | | 19,1 | 1 |
| | C-49988 | 139,949 | 260 | | 71,438 | 144 | 915 | 1790 | 1450 | 1,5 | 33,7 | 2 |
| | 4-R-4199 | 157,15 | 252,54 | | 69,85 | 184,28 | 880 | 1776 | 1500 | 2,7 | 32 | 2 |
| 7536A | 32236 | 180 | 320 | 91 | 86 | 71 | 1024 | 1680 | 1300 | 5 | 30,27 | 3 |
| 2007144JIM | 32044 | 220 | 340 | 76 | 72 | 59 | 920 | 1620 | 1300 | 3 | 23,8 | 3 |
| 2007140M | 32040 | 200 | 310 | 70 | 66 | 56 | 638 | 1142 | 1300 | 2,5 | 18,5 | 3 |
| 30-42726E2M | | 130 | 250 | | 80 | | 900 | 1563 | 1800 | 3 | 17,2 | 4 |
| 30-232726E2M | | 130 | 250 | | 80 | | 900 | 1563 | 1800 | 3 | 17,2 | 5 |
| 30-42726J14M | | 130 | 250 | | 80 | | 900 | 1563 | 1800 | 3 | 18,9 | 4 |
| 30-232726J14M | | 130 | 250 | | 80 | | 900 | 1563 | 1800 | 3 | 18,9 | 5 |
| 30-3032948JIM | | 240 | 320 | | 60 | | 520 | 1056 | | 2,5 | 13,9 | 7 |
| | SP 130 | 129,949 | 249,822 | | | 159 | 830 | 1550 | 1600 | | 32,3 | 1 |
| | SP 140 | 139,949 | 260 | | | 144 | 915 | 1790 | 1450 | | 31,5 | 1 |
| 97826 KM | | 129,96 | 250 | 161,2 | 75,5 | 160 | 1080 | 1965 | 1480 | 3 | 34,9 | 6 |



Tapered roller bearings



Single row tapered roller bearings



Drawing 2

Drawing 1

| Designation | International designation | Dimensions, mm | | | | | Rated load capacity | | n_{max} (min^{-1}) | Chamfer radius | | Weight, kg | Drawing number |
|-------------|---------------------------|----------------|--------|--------|--------|--------|---------------------|---------------|---|----------------|--------------|---------------|-------------------|
| | | d | D | T | B | C | C (kN) | C_0 (kN) | | R min. MM | r min. MM | | |
| | LM11949 / LM11910 | 19,05 | 45,237 | 15,494 | 16,637 | 12,065 | 25,6 | 25,2 | 11000 | 1,2 | 1,2 | 0,126 | 1 |
| 7804Y | | 19,058 | 45,25 | 15,494 | 16,637 | 12,065 | 26 | 25,9 | 11000 | 0,7 | 1,1 | 0,129 | 1 |
| 7204A | 30204 | 20 | 47 | 15,25 | 14 | 12 | 25,4 | 25,2 | 10000 | 1 | 1 | 0,121 | 1 |
| 7304A | 30304 | 20 | 52 | 16,25 | 15 | 13 | 27,9 | 24,9 | 8000 | 1,5 | 1,5 | 0,165 | 1 |
| 7604 | 32304 | 20 | 52 | 22,25 | 21 | 18,5 | 35,8 | 34,3 | 9400 | 1,5 | 1,5 | 0,236 | 1 |
| 7205A | 30205 | 25 | 52 | 16,25 | 15 | 13 | 31,5 | 33,8 | 9000 | 1 | 1 | 0,156 | 1 |
| 7305A | 30305 | 25 | 62 | 18,25 | 17 | 15 | 42,7 | 40,1 | 7900 | 1,5 | 1,5 | 0,272 | 1 |
| 7605A | 32305 | 25 | 62 | 25,25 | 24 | 20 | 64,9 | 69,2 | 6000 | 1,5 | 1,5 | 0,375 | 1 |
| | L44643 / L44610 | 25,4 | 50,292 | 14,224 | 14,732 | 10,668 | 23,8 | 26,5 | 9000 | 1,5 | 1,5 | 0,13 | 1 |
| 7805Y | | 26 | 57,15 | 17,462 | 17,462 | 14 | 37,8 | 42,8 | 8000 | 3,2 | 1,3 | 0,226 | 1 |
| | L44649 / L44610 | 26,988 | 50,292 | 14,224 | 14,732 | 10,668 | 24 | 27 | 9000 | 3,63 | 1,22 | 0,122 | 1 |
| | J15585 / J15520 | 28 | 57,15 | 17,462 | 17,462 | 13,495 | 30,2 | 32,4 | 8000 | 3,2 | 1,3 | 0,209 | 1 |
| 7706 | HR302/28 | 28 | 58 | 17,25 | 16 | 14 | 30,8 | 32,7 | 8000 | 3 | 1,1 | 0,205 | 1 |
| 7705Y | | 28 | 67 | 20,5 | 20,5 | 16 | 55 | 64 | 7000 | 0,8 | 1,5 | 0,376 | 1 |
| 7705EY | | 28 | 67 | 20,5 | 20,5 | 16 | 55 | 64 | 7000 | 0,8 | 1,5 | 0,355 | 1 |
| 7006A | L45449/ L45410 | 29 | 50,292 | 14,224 | 14,732 | 10,668 | 28,5 | 36,9 | 7000 | 3,5 | 1,3 | 0,113 | 1 |
| 2007106A | 32006 | 30 | 55 | 17 | 17 | 13 | 28 | 35 | 6300 | 1 | 1 | 0,179 | 1 |
| 7206A | 30206 | 30 | 62 | 17,25 | 16 | 14 | 37,6 | 39,6 | 7000 | 1 | 1 | 0,232 | 1 |
| 7506A | 32206 | 30 | 62 | 21,25 | 20 | 17 | 50 | 57 | 7500 | 1 | 1 | 0,295 | 1 |
| 27306 | 31306A | 30 | 72 | 20,75 | 19 | 14 | 38,8 | 37,8 | 6500 | 1,5 | 1,5 | 0,378 | 1 |
| 7306A | 30306 | 30 | 72 | 20,75 | 19 | 16 | 55,8 | 55,4 | 6800 | 1,5 | 1,5 | 0,41 | 1 |
| 7606A | 32306 | 30 | 72 | 28,75 | 27 | 23 | 80,8 | 89,5 | 5300 | 1,5 | 1,5 | 0,559 | 1 |
| 27606A | | 30 | 72 | 28,75 | 29 | 23 | 70,9 | 95,9 | 5300 | 1,5 | 1,5 | 0,625 | 1 |
| 2007706 | | 31,75 | 58,738 | 16,3 | 16 | 13,3 | 28 | 35 | 8800 | 1,1 | 1,1 | 0,197 | 1 |
| | LM67048 / LM67010 | 31,75 | 59,131 | 15,875 | 16,764 | 11,811 | 31,2 | 36 | 7500 | 4,8 | 1,2 | 0,189 | 1 |
| | 15125 / 15245 | 31,75 | 62 | 19,05 | 20,638 | 14,288 | 39,6 | 43,8 | 7500 | 4,7 | 1,2 | 0,255 | 1 |
| | 15123 / 15245 | 31,75 | 62 | 19,05 | 19,05 | 14,288 | 39,6 | 43,8 | 7500 | 4,7 | 1,2 | 0,255 | 1 |
| 7707Y | | 33 | 62 | 16 | 16,5 | 12 | 37 | 42 | 7400 | 2,5 | 2 | 0,212 | 1 |

Single row tapered roller bearings

| Designation | International designation | Dimensions, mm | | | | | Rated load capacity | | n _{rated} (min ⁻¹) | Chamfer radius | | Weight, kg | Drawing number |
|-------------|---------------------------|----------------|---------|--------|--------|--------|---------------------|---------|--|----------------|------------|------------|----------------|
| | | d | D | T | B | C | C (kN) | Co (kN) | | R min., MM | r min., MM | | |
| 7907A1 | LM48548/LM48510 | 34,925 | 65,088 | 18,034 | 18,288 | 13,97 | 47,7 | 57,3 | 5600 | 3,6 | 1,3 | 0,26 | 1 |
| 7807Y | | 34,938 | 73,03 | 26,987 | 26,975 | 22,225 | 72 | 86 | 6600 | 1,8 | 1,3 | 0,533 | 1 |
| 7807EY | | 34,938 | 73,03 | 26,975 | 26,975 | 22,225 | 72 | 86 | 6600 | 1,8 | 1,3 | 0,510 | 1 |
| | L68149 / L68111 | 35 | 59,974 | 15,875 | 16,764 | 11,938 | 30,6 | 39,6 | 7400 | 4,75 | 1,22 | 0,183 | 1 |
| 2007407A1K | JL68145 / JL68111 | 35 | 59,974 | 15,875 | 18,461 | 11,938 | 36,3 | 49,4 | 5000 | 4,75 | 1,17 | 0,186 | 1 |
| 2007107AK | 32007 | 35 | 62 | 18 | 16,764 | 15 | 31 | 41 | 7700 | 4,75 | 1,1 | 0,226 | 1 |
| 7207A | 30207 | 35 | 72 | 18,25 | 17 | 15 | 46 | 48 | 6400 | 1,9 | 1,5 | 0,328 | 1 |
| 7507A | 32207 | 35 | 72 | 24,25 | 23 | 19 | 69 | 82,2 | 6400 | 1,5 | 1,5 | 0,449 | 1 |
| 27307 | 31307A | 35 | 80 | 22,75 | 21 | 15 | 49,22 | 51,06 | 6000 | 2 | 1,8 | 0,521 | 1 |
| 1027307A | 31307 | 35 | 80 | 22,75 | 21 | 15 | 65,5 | 72,8 | 5900 | 2 | 1,5 | 0,536 | 1 |
| 7307A | 30307 | 35 | 80 | 22,75 | 21 | 18 | 74,9 | 77,5 | 5900 | 2 | 1,5 | 0,536 | 1 |
| 7607A | 32307 | 35 | 80 | 32,75 | 31 | 25 | 105 | 120 | 4800 | 2 | 1,5 | 0,759 | 1 |
| 27607A | 32307B | 35 | 80 | 32,75 | 31 | 25 | 96,4 | 126 | 4800 | 2 | 1,5 | 0,813 | 1 |
| 27908AKV | | 38,113 | 88,53 | 25,25 | 23 | 17 | 69,8 | 77,5 | 5400 | 1,8 | 1,8 | 0,747 | 1 |
| 2007108A | 32008 | 40 | 68 | 19 | 19 | 14,5 | 49 | 66 | 7000 | 1,1 | 1,1 | 0,278 | 1 |
| 7208A | 30208 | 40 | 80 | 19,75 | 18 | 16 | 57,8 | 62,3 | 5700 | 1,5 | 1,5 | 0,431 | 1 |
| 7508 | 32208 | 40 | 80 | 24,75 | 23,5 | 20 | 62 | 70 | 5800 | 1,5 | 1,5 | 0,576 | 1 |
| 7508A | 32208 | 40 | 80 | 24,75 | 23 | 19 | 73,5 | 84,8 | 5800 | 1,5 | 1,5 | 0,553 | 1 |
| 7308A | 30308 | 40 | 90 | 25,25 | 23 | 20 | 85,7 | 93,9 | 5200 | 2 | 1,5 | 0,76 | 1 |
| 27308AKV | 31308A | 40 | 90 | 25,25 | 23 | 17 | 69,8 | 77,5 | 5400 | 1,8 | 1,8 | 0,732 | 1 |
| 7608A | 32308 | 40 | 90 | 35,25 | 33 | 27 | 91,5 | 102 | 4000 | 2 | 1,5 | 1,06 | 1 |
| | 25580 / 25520 | 44,45 | 82,931 | 23,812 | 25,4 | 19,05 | 74,7 | 95,3 | 5500 | 3,63 | 0,89 | 0,578 | 1 |
| 2007109AK | 32009 | 45 | 75 | 20 | 20 | 15,5 | 62,1 | 88,4 | 4800 | 1 | 1 | 0,352 | 1 |
| 7209A | 30209 | 45 | 85 | 20,75 | 19 | 16 | 65,8 | 75,7 | 5400 | 1,5 | 1,5 | 0,491 | 1 |
| 7509A | 32209 | 45 | 85 | 24,75 | 23 | 19 | 79,8 | 96,9 | 4500 | 1,5 | 1,5 | 0,591 | 1 |
| 127509K | | 45 | 85 | 24,75 | 24,5 | 20 | 69,4 | 89,4 | 5400 | 3,63 | 0,3 | 0,621 | 1 |
| 7809M | | 45 | 90 | 38,25 | 40 | 32,5 | 129 | 164,6 | 5100 | 2,3 | 1,8 | 1,14 | 1 |
| 7309A | 30309 | 45 | 100 | 27,25 | 25 | 22 | 112 | 127 | 4650 | 2 | 2 | 1,5 | 1 |
| 7709 | | 45 | 100 | 27,25 | 27 | 22 | 100 | 106 | 4700 | 1,8 | 1,8 | 1,06 | 1 |
| 27709K1Y | | 45 | 100 | 32 | 29 | 20,5 | 88 | 93 | 4000 | 2,5 | 2,5 | 1,1 | 1 |
| 7609A | 32309 | 45 | 100 | 38,25 | 36 | 30 | 156 | 193 | 4800 | 2 | 1,5 | 1,41 | 1 |
| 7909A | | 47 | 100 | 42,75 | 43 | 36 | 160 | 205 | 3200 | 1,8 | 1,8 | 1,61 | 1 |
| 2007110A | 32010 | 50 | 80 | 20 | 20 | 15,5 | 57,2 | 48 | 5800 | 1 | 1 | 0,373 | 1 |
| 7210A | 30210 | 50 | 90 | 21,75 | 20 | 17 | 73,9 | 87,9 | 5600 | 1,5 | 1,5 | 0,557 | 1 |
| 7510A | 32210 | 50 | 90 | 24,75 | 23 | 19 | 84 | 104 | 4900 | 1,5 | 1,5 | 0,641 | 1 |
| 27310HA | 31310A | 50 | 110 | 29,25 | 27 | 19 | 92,3 | 105 | 4300 | 2,5 | 2 | 1,23 | 1 |
| 7310A | 30310 | 50 | 110 | 29,25 | 27 | 23 | 123 | 138 | 4200 | 2,5 | 2 | 1,28 | 1 |
| 7610A | 32310 | 50 | 110 | 42,25 | 40 | 33 | 176,8 | 221,3 | 4300 | 2,5 | 2 | 1,89 | 1 |
| 27911A | | 53,975 | 123,825 | 39,5 | 36,7 | 26 | 140 | 178 | 3900 | 3,5 | 2,3 | 2,23 | 1 |
| 7211A | 30211 | 55 | 100 | 22,75 | 21 | 18 | 88,9 | 104 | 4000 | 2 | 1,5 | 0,688 | 1 |
| 7511A3 | 32211 | 55 | 100 | 26,75 | 25 | 21 | 101,3 | 123,4 | 4450 | 2 | 1,5 | 0,865 | 1 |
| 27311 | 31311A | 55 | 120 | 31,5 | 29 | 21 | 98 | 108 | 3900 | 2,3 | 2,3 | 1,58 | 1 |
| 1027311A | 31311A | 55 | 120 | 31,5 | 29 | 21 | 120 | 134 | 3900 | 2,5 | 2 | 1,56 | 1 |
| 2007111A | 32011X | 55 | 90 | 23 | 23 | 17,5 | 80,9 | 116 | 5300 | 1,5 | 1,5 | 0,555 | 1 |
| 7311A | 30311 | 55 | 120 | 31,5 | 29 | 25 | 144,8 | 164,3 | 3900 | 2,5 | 2 | 1,62 | 1 |
| 7611A | 32311 | 55 | 120 | 45,5 | 43 | 35 | 203 | 256 | 4000 | 2,5 | 2 | 2,39 | 1 |
| 7212A | 30212 | 60 | 110 | 23,75 | 22 | 19 | 94,3 | 108,9 | 3400 | 2 | 1,5 | 0,915 | 1 |
| 7512A | 32212 | 60 | 110 | 29,75 | 28 | 24 | 130,5 | 165,6 | 4100 | 2 | 1,5 | 1,18 | 1 |
| 7512X1 | 32212 | 60 | 110 | 29,75 | 28 | 24 | 104,8 | 134,2 | 3400 | 1,8 | 1,8 | 1,19 | 1 |
| 7712A | | 60 | 120 | 45,5 | 44 | 37 | 207 | 280 | 3800 | 2,5 | 2,5 | 2,38 | 1 |
| 27312 | 31312A | 60 | 130 | 33,5 | 31 | 22 | 105 | 114 | 3550 | 3 | 2,5 | 1,89 | 1 |
| 7312A | 30312 | 60 | 130 | 33,5 | 31 | 26 | 167 | 194 | 3550 | 3 | 2,5 | 2,03 | 1 |
| 7612A | 32312 | 60 | 130 | 48,5 | 46 | 37 | 250 | 323 | 2600 | 3 | 2,5 | 3 | 1 |
| 2007112A | 32012X | 60 | 95 | 23 | 23 | 17,5 | 76,5 | 122 | 5000 | 1,5 | 1,5 | 0,603 | 1 |
| 2007913A | 32913 | 65 | 90 | 17 | 17 | 14 | 38 | 63 | 4900 | 1,1 | 1,1 | 0,332 | 1 |
| 2007113A | 32013 | 65 | 100 | 23 | 23 | 17,5 | 65 | 92 | 4600 | 1,5 | 1,5 | 0,64 | 1 |
| 807813A | | 65 | 110 | 30,25 | 30 | 24 | 115 | 167 | 3850 | 3 | 1,8 | 1,1 | 1 |
| 807813A1 | | 65 | 110 | 30,25 | 30 | 24 | 123 | 183 | 3850 | 3 | 1,8 | 1,1 | 1 |

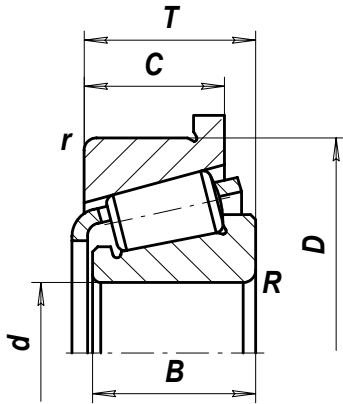
| Designation | International designation | Dimensions, mm | | | | | Rated load capacity | | n_{rated} (min ⁻¹) | Chamfer radius | | Weight, kg | Drawing number |
|-------------|---------------------------|----------------|---------|--------|--------|--------|---------------------|---------|--|------------------------|------------------------|------------|----------------|
| | | d | D | T | B | C | C (kN) | Co (kN) | | R _{mins} , MM | r _{mins} , MM | | |
| 7213A | 30213 | 65 | 120 | 24,75 | 23 | 20 | 123,7 | 148,7 | 3700 | 2 | 1,5 | 1,15 | 1 |
| 7513A | 32213 | 65 | 120 | 32,75 | 31 | 27 | 154 | 197 | 3700 | 2 | 1,5 | 1,57 | 1 |
| 27313 | 31313A | 65 | 140 | 36 | 33 | 23 | 116 | 133 | 3280 | 3 | 2,5 | 2,4 | 1 |
| 7313A | 30313 | 65 | 140 | 36 | 33 | 28 | 178,2 | 201,1 | 3280 | 3 | 2,5 | 2,48 | 1 |
| 7613A | 32313 | 65 | 140 | 51 | 48 | 39 | 265 | 339 | 3400 | 3 | 2,5 | 3,61 | 1 |
| | HM212049 /HM212011 | 66,675 | 122,238 | 38,1 | 38,354 | 29,718 | 140 | 189 | 3700 | 3,6 | 3,2 | 1,84 | 1 |
| 2007114M | 32014 | 70 | 110 | 25 | 24 | 20 | 82 | 116 | 4000 | 1,3 | 1,3 | 0,834 | 1 |
| 2007114A | 32014 | 70 | 110 | 25 | 25 | 19 | 110 | 171 | 3200 | 1,5 | 1,5 | 0,87 | 1 |
| 2007114AX | 32014 | 70 | 110 | 25 | 25 | 19 | 101,7 | 154,7 | 3200 | 1,3 | 1,3 | 0,87 | 1 |
| 7714M | | 70 | 120 | 44,5 | 42 | 37 | 139 | 198 | 3600 | 2,5 | 2,5 | 1,93 | 1 |
| 7214AY | 30214 | 70 | 125 | 26,25 | 24 | 21 | 115,6 | 137,2 | 3500 | 2 | 1,5 | 1,25 | 1 |
| 7514A | 32214 | 70 | 125 | 33,25 | 31 | 27 | 154 | 198,9 | 3500 | 2 | 1,5 | 1,64 | 1 |
| 7314A | 30314 | 70 | 150 | 38 | 35 | 30 | 203 | 231,7 | 3100 | 3 | 2,5 | 3 | 1 |
| 7614A | 32314 | 70 | 150 | 54 | 51 | 42 | 297 | 381 | 3000 | 3 | 2,5 | 4,37 | 1 |
| 7414A | | 71,438 | 127 | 36,512 | 31 | 30,5 | 170 | 226 | 3500 | 1,8 | 1,8 | 1,84 | 1 |
| 7814A | | 73,025 | 127 | 36,512 | 31 | 30,5 | 170 | 226 | 3500 | 1,8 | 1,8 | 1,79 | 1 |
| 2007915Y | 32915 | 75 | 105 | 20 | 19 | 17 | 52 | 87 | 4200 | 1,1 | 1,1 | 0,527 | 1 |
| 2007115A | 32015 | 75 | 115 | 25 | 25 | 19 | 106 | 163 | 3000 | 1,5 | 1,5 | 0,917 | 1 |
| 7215A | 30215 | 75 | 130 | 27,25 | 25 | 22 | 92,8 | 104,5 | 2800 | 2 | 1,5 | 1,39 | 1 |
| 7515A | 32215 | 75 | 130 | 33,25 | 31 | 27 | 163 | 216 | 3200 | 2 | 1,5 | 1,72 | 1 |
| 7815A | | 75 | 135 | 44,25 | 45 | 35 | 215 | 321 | 3200 | 2,5 | 2,5 | 2,72 | 1 |
| 27315 | 31315A | 75 | 160 | 40 | 37 | 26 | 156 | 177 | 2870 | 2,5 | 2,5 | 3,45 | 1 |
| 7315A | 30315 | 75 | 160 | 40 | 37 | 31 | 251 | 297 | 2800 | 3 | 2,5 | 3,59 | 1 |
| 7615A | 32315 | 75 | 160 | 58 | 55 | 45 | 350 | 460 | 2900 | 3 | 2,5 | 5,18 | 1 |
| 7615AE | | 75 | 160 | 58 | 55 | 45 | 350 | 460 | 2900 | 3,5 | 3 | 5,18 | 1 |
| 2007116A | 32016 | 80 | 125 | 29 | 29 | 22 | 111 | 159 | 2600 | 1,5 | 1,5 | 1,28 | 1 |
| 3007716A | | 80 | 130 | 37 | 37 | 29 | 138 | 162 | 3000 | 2 | 1,5 | 1,92 | 1 |
| 7216A | 30216 | 80 | 140 | 28,25 | 26 | 22 | 145 | 177 | 3200 | 2,5 | 2 | 1,65 | 1 |
| 7516A | 32216 | 80 | 140 | 35,25 | 33 | 28 | 190 | 245 | 3000 | 2,5 | 2,3 | 2,11 | 1 |
| 7616A | 32316 | 80 | 170 | 61,5 | 58 | 48 | 396 | 526 | 2700 | 3 | 2,5 | 6,49 | 1 |
| 27616A1 | 32316B | 80 | 170 | 61,5 | 58 | 48 | 365 | 523 | 2740 | 3 | 2,5 | 6,63 | 1 |
| 2007116A | 32016X | 80 | 125 | 29 | 29 | 22 | 128 | 216 | 3600 | 1,5 | 1,5 | 1,28 | 1 |
| 2007117A | 32017X | 85 | 130 | 29 | 29 | 22 | 130 | 224 | 3400 | 2 | 2 | 1,34 | 1 |
| 3007117XM | 33017 | 85 | 130 | 36 | 36 | 29 | 167 | 264 | 3000 | 1,3 | 1,3 | 1,66 | 1 |
| 7517A1 | 32217A | 85 | 150 | 38,5 | 36 | 30 | 215 | 285 | 2900 | 2,5 | 2 | 2,66 | 1 |
| 7317 | 30317 | 85 | 180 | 44,5 | 41 | 35 | 273 | 327 | 2500 | 3 | 3 | 4,87 | 1 |
| | HM518445 /HM518410 | 88,9 | 152,4 | 39,688 | 39,688 | 30,162 | 242 | 344 | 2800 | 6,4 | 3,6 | 2,92 | 1 |
| | HM218248 /HM218210 | 89,974 | 146,975 | 40 | 40 | 32,5 | 224 | 333 | 2900 | 7,4 | 3,6 | 2,57 | 1 |
| 2007118A | 32018 | 90 | 140 | 32 | 32 | 24 | 168 | 270 | 2200 | 2 | 1,5 | 1,74 | 1 |
| 7218A | 30218 | 90 | 160 | 32,5 | 30 | 26 | 181,1 | 223,4 | 2000 | 2,5 | 2 | 2,54 | 1 |
| 7518A | 32218 | 90 | 160 | 42,5 | 40 | 34 | 255,5 | 347 | 2000 | 2,5 | 2 | 3,42 | 1 |
| 7518AK1 | 32218 | 90 | 160 | 42,5 | 40 | 34 | 255,5 | 347 | 2700 | 2,5 | 2 | 3,42 | 1 |
| 7718AK | | 90 | 160 | 49,5 | 46 | 40,5 | 276 | 405 | 2700 | 2,5 | 2 | 4,11 | 1 |
| 7818M | | 90 | 170 | 61,5 | 59,5 | 49 | 366 | 537 | 2600 | 2,5 | 2,5 | 6,84 | 1 |
| 7318A1 | 30318 | 90 | 190 | 46,5 | 43 | 36 | 347 | 423 | 2400 | 4 | 3 | 5,84 | 1 |
| 7618A | 32318 | 90 | 190 | 67,5 | 64 | 53 | 476 | 658 | 2400 | 4 | 3 | 8,84 | 1 |
| 2007119M | 32019 | 95 | 145 | 32 | 30 | 26 | 142 | 210 | 3000 | 2 | 1,8 | 1,75 | 1 |
| 3007119A | 33019 | 95 | 145 | 39 | 39 | 32,5 | 223 | 373 | 2900 | 2 | 1,5 | 2,32 | 1 |
| 7219M | 30219 | 95 | 170 | 34,5 | 32 | 27 | 181 | 235 | 2500 | 2,5 | 2,5 | 3,1 | 1 |
| 7519A | 32219 | 95 | 170 | 45,5 | 43 | 37 | 288 | 398 | 2500 | 3 | 2,5 | 4,24 | 1 |
| 807919 | | 95,25 | 161,925 | 41 | 36,5 | 35 | 168 | 261 | 2600 | 2,5 | 2,5 | 3,26 | 1 |
| 2007120M | 32020 | 100 | 150 | 32 | 30 | 26 | 166 | 266 | 2900 | 1,8 | 1,8 | 1,86 | 1 |
| 2007120A | 32020 | 100 | 150 | 32 | 32 | 24 | 166 | 266 | 2900 | 2 | 1,5 | 1,89 | 1 |
| 7220A | 30220 | 100 | 180 | 37 | 34 | 29 | 194 | 249 | 2400 | 3 | 2,5 | 3,72 | 1 |
| 7520A | 32220 | 100 | 180 | 49 | 46 | 39 | 325 | 454 | 2400 | 3 | 2,5 | 5,07 | 1 |
| 7320 | 30320 | 100 | 215 | 51,5 | 47 | 39 | 348 | 407 | 2100 | 3 | 3 | 8,25 | 1 |
| 1027320M | 31320A | 100 | 215 | 56,5 | 51 | 37 | 306 | 381 | 2130 | 3 | 3 | 8,79 | 1 |
| 7620A | 32320 | 100 | 215 | 77,5 | 73 | 60 | 608 | 836 | 2100 | 4 | 3 | 13,1 | 1 |
| 807920X1 | | 101,6 | 161,925 | 41 | 36,5 | 35 | 168 | 262 | 2600 | 2,5 | 2,5 | 3,11 | 1 |
| 7821 | | 105 | 180 | 49 | 46 | 39 | 296 | 435 | 2400 | 2,5 | 2,5 | 5 | 1 |
| 7721A | | 105 | 215 | 77,5 | 73 | 60 | 608 | 836 | 2100 | 4 | 3 | 12,7 | 1 |

| Designation | International designation | Dimensions, mm | | | | | Rated load capacity | | $n_{\text{нрст}}$ (min^{-1}) | Chamfer radius | | Weight, kg | Drawing number |
|-------------|---------------------------|----------------|--------|--------|--------|--------|---------------------|---------|--|-----------------|--------------|---------------|-------------------|
| | | d | D | T | B | C | C (kN) | Co (kN) | | R min- mm | r min, mm | | |
| | K-37425/ K-37625 | 107,95 | 158,75 | 23,02 | 21,438 | 15,875 | 104 | 156 | 2600 | 3,5 | 3,3 | 1,34 | 1 |
| 2007922M | 32922 | 110 | 150 | 25 | 24 | 20 | 99 | 168 | 2900 | 1,3 | 1,3 | 1,2 | 1 |
| 2007122A | 32022 | 110 | 170 | 38 | 38 | 29 | 235,8 | 372,6 | 1800 | 2,5 | 2 | 3,05 | 1 |
| 7222A | 30222 | 110 | 200 | 41 | 38 | 32 | 286,2 | 369,7 | 2400 | 3 | 2,5 | 5,1 | 1 |
| 7522A | 32222 | 110 | 200 | 56 | 53 | 46 | 396 | 562 | 2100 | 3 | 2,5 | 7,34 | 1 |
| 1027322M | 31322A | 110 | 240 | 63 | 57 | 38 | 420 | 543 | 1880 | 3 | 3 | 12,235 | 1 |
| 7622A | 32322 | 110 | 240 | 84,5 | 80 | 65 | 720 | 995 | 1900 | 4 | 3 | 17,7 | 1 |
| 7723A | | 115 | 190 | 48,5 | 49 | 35 | 292 | 464 | 2200 | 3 | 3 | 5,2 | 1 |
| 2007124M | 32024 | 120 | 180 | 38 | 36 | 31 | 211,4 | 332,4 | 2500 | 2,5 | 2,3 | 3,22 | 1 |
| 2007124A | 32024 | 120 | 180 | 38 | 38 | 29 | 236 | 393 | 2500 | 2,5 | 2 | 3,25 | 1 |
| 7824AXM | | 120 | 180 | 41 | 40 | 33 | 287 | 449 | 2300 | 2,3 | 2,3 | 3,4 | 1 |
| 2007724M | | 120 | 200 | 51,5 | 48 | 43 | 315 | 469 | 2300 | 2,3 | 2,3 | 5,49 | 1 |
| 7224A | 30224 | 120 | 215 | 43,5 | 40 | 34 | 350 | 477 | 2000 | 3 | 2,5 | 6,28 | 1 |
| 7524A | 32224 | 120 | 215 | 61,5 | 58 | 50 | 499 | 746 | 2000 | 3 | 2,5 | 9,25 | 1 |
| 1027324M | 31324A | 120 | 260 | 67,5 | 62 | 43 | 423 | 551 | 1750 | 3 | 3 | 15,4 | 1 |
| 7624A | 32324 | 120 | 260 | 90,5 | 86 | 69 | 847 | 1195 | 1750 | 4 | 3 | 22,4 | 1 |
| 2007726M | | 130 | 210 | 51,5 | 48 | 43 | 349 | 548 | 2150 | 2,3 | 2,3 | 6,5 | 1 |
| 7526A | 32226 | 130 | 230 | 67,75 | 64 | 54 | 535 | 885 | 1800 | 4 | 3 | 11,8 | 1 |
| 2007928M1 | 32928 | 140 | 190 | 32 | 30 | 26 | 157 | 300 | 2200 | 1,8 | 1,8 | 2,547 | 1 |
| 2007928A | 32928 | 140 | 190 | 32 | 32 | 25 | 212 | 378,1 | 2200 | 1,8 | 1,8 | 2,55 | 1 |
| 3007928XM | | 140 | 190 | 38,25 | 35 | 33 | 195 | 392 | 2200 | 1,8 | 1,8 | 3,025 | 1 |
| 807928A1XM | | 140 | 190 | 44 | 43 | 37 | 233 | 501 | 2000 | 1,8 | 1,8 | 3,6 | 1 |
| 807728AXM | | 140 | 205 | 44 | 43 | 36 | 574 | 1900 | 1900 | 1,8 | 1,8 | 4,8 | 1 |
| 2007128M | 32028 | 140 | 210 | 45 | 42 | 36 | 283 | 455 | 2100 | 2,3 | 2,3 | 5,046 | 1 |
| 2007128A | 32028 | 140 | 210 | 45 | 45 | 34 | 330,7 | 569,8 | 1600 | 2,3 | 2,3 | 5,22 | 1 |
| 7728 | | 140 | 225 | 37,25 | 34 | 30 | 189 | 347 | 1780 | 1,8 | 1,8 | 5,6 | 1 |
| 7528A | 32228 | 140 | 250 | 71,75 | 68 | 58 | 617 | 943 | 1700 | 4 | 3 | 14,6 | 1 |
| 1027328M | 31328 | 140 | 300 | 77 | 70 | 48 | 548 | 733 | 1500 | 3,7 | 3,7 | 23 | 1 |
| 7828M | | 140 | 300 | 89,25 | 82 | 57,5 | 642 | 884 | 1500 | 3,7 | 3,7 | 27,5 | 1 |
| 2007930 | 32930 | 150 | 210 | 38 | 36 | 31 | 203 | 382 | 2000 | 2,3 | 2,3 | 3,88 | 1 |
| 2007730X | | 150 | 250 | 60,5 | 60 | 50 | 489 | 758 | 1800 | 2,5 | 2,5 | 11,88 | 1 |
| 7730M | | 150 | 254 | 66,25 | 63,5 | 50 | 489 | 758 | 1700 | 3,7 | 2,3 | 12,6 | 1 |
| 7230A | 30230 | 150 | 270 | 49 | 45 | 38 | 484 | 665 | 1600 | 4 | 3 | 11,15 | 1 |
| 7230KM | 30230 | 150 | 270 | 49 | 45 | 38 | 365,9 | 460,4 | 1600 | 3 | 3 | 10,7 | 1 |
| 7530M1 | 32230 | 150 | 270 | 77 | 74 | 60 | 685 | 1057 | 1500 | 3 | 3 | 18,52 | 1 |
| 2007132M | 32032 | 160 | 240 | 51 | 48 | 41 | 386 | 647 | 1800 | 2,5 | 2,5 | 7,919 | 1 |
| 2007732M | | 160 | 270 | 69,25 | 66 | 56 | 584 | 960 | 1700 | 2,5 | 2,5 | 16,5 | 1 |
| 7532M | 32232 | 160 | 290 | 84 | 80 | 67 | 818 | 1330 | 1600 | 3 | 3 | 22,2 | 1 |
| 7832M | | 160 | 375 | 86,55 | 79,4 | 50 | 844 | 1019 | 1050 | 4,7 | 4,7 | 39,6 | 2 |
| 7933M | | 165,125 | 288,95 | 63 | 63,5 | 47,6 | 610 | 965 | 1400 | 4,7 | 2,5 | 20,6 | 1 |
| 7634M | 32334 | 170 | 360 | 127 | 120 | 100 | 1329 | 1952 | 1200 | 3,7 | 3,7 | 58 | 1 |
| 2007936 | 32936 | 180 | 250 | 45 | 42 | 36 | 310 | 562 | 1700 | 2,3 | 2,3 | 6,49 | 1 |
| 2007136M | 32036 | 180 | 280 | 64 | 60 | 52 | 528 | 878 | 1600 | 2,5 | 2,5 | 13,4 | 1 |
| 7736M | | 180 | 290 | 64,25 | 63,5 | 48 | 544 | 934 | 1400 | 2,3 | 2,3 | 15,8 | 1 |
| 2007736M | | 180 | 300 | 75,5 | 72 | 61 | 704 | 1170 | 1500 | 3 | 3 | 20,3 | 1 |
| 1027336M | 31336 | 180 | 380 | 97 | 88 | 60 | 887 | 1265 | 1170 | 3,7 | 3,7 | 46 | 1 |
| 2007938M | 32938 | 190 | 260 | 45 | 42 | 36 | 322 | 600 | 1600 | 2,3 | 2,3 | 6,54 | 1 |
| 2007938A | 32938 | 190 | 260 | 45 | 45 | 34 | 367,7 | 773,6 | 1100 | 2,5 | 2 | 6,84 | 1 |
| 7138M | | 190 | 290 | 50,25 | 46 | 40 | 388 | 619 | 1400 | 2,5 | 2,5 | 11,8 | 1 |
| 2007138M | 32038 | 190 | 290 | 64 | 60 | 52 | 553 | 949 | 1500 | 2,5 | 2,5 | 14,4 | 1 |
| 2007738 | | 190 | 320 | 81,25 | 78 | 64 | 735 | 1197 | 1400 | 3 | 3 | 24,7 | 1 |
| 7538M | 32238 | 190 | 340 | 97 | 92 | 75 | 959 | 1575 | 1200 | 3,7 | 3,7 | 35,4 | 1 |
| 2007940M | 32940 | 200 | 280 | 51 | 48 | 41 | 403 | 786 | 1500 | 2,5 | 2,5 | 9,23 | 1 |
| 2007740M | | 200 | 340 | 85,25 | 82 | 69 | 914 | 1521 | 1300 | 3 | 3 | 29,7 | 1 |
| 1027340M | 31340A | 200 | 420 | 107 | 97 | 66 | 1009 | 1510 | 1030 | 4,7 | 4,7 | 63 | 1 |
| 7941M | | 203,255 | 317,55 | 62,75 | 63,5 | 46,05 | 578 | 1049 | 1250 | 3 | 2,3 | 18,3 | 1 |
| 7841M | | 205 | 485 | 116,75 | 95,2 | 68 | 1161 | 1616 | 900 | 4,7 | 4,7 | 85,9 | 1 |
| 2007944M1 | 32944 | 220 | 300 | 51 | 48 | 41 | 426 | 870 | 1400 | 2,5 | 2,5 | 10,14 | 1 |
| 2007144M | 32044 | 220 | 340 | 76 | 72 | 59 | 920 | 1620 | 1300 | 3 | 3 | 22,1 | 1 |
| 2007144A | 32044 | 220 | 340 | 76 | 76 | 57 | 825 | 1468,6 | 1250 | 4 | 3 | 24 | 1 |
| 2007144AJ1 | 32044 | 220 | 340 | 76 | 76 | 57 | 778,7 | 1359,8 | 1250 | 4 | 3 | 25,32 | 1 |

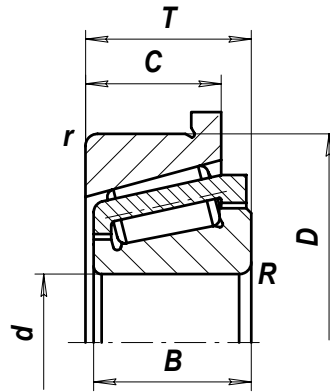
| Designation | International designation | Dimensions, mm | | | | | Rated load capacity | | n_{rated} (min ⁻¹) | Chamfer radius | | Weight, kg | Drawing number |
|-------------|---------------------------|----------------|---------|--------|-------|-------|---------------------|---------------------|--|-----------------------|-----------------------|------------|----------------|
| | | d | D | T | B | C | C (kN) | C ₀ (kN) | | R _{min} , MM | r _{min} , MM | | |
| 2007144EM | 32044 | 220 | 340 | 76 | 72 | 59 | 920 | 1620 | 1300 | 3 | 3 | 21,1 | 1 |
| 2007744M | | 220 | 370 | 91,25 | 88 | 75 | 1030 | 1700 | 1200 | 3,7 | 3,7 | 36,2 | 1 |
| 7244KM | 30244 | 220 | 400 | 70 | 65 | 52 | 835 | 1139 | 1000 | 3,7 | 3,7 | 34,91 | 1 |
| 7544M | 32244 | 220 | 400 | 114 | 108 | 90 | 1296 | 2068 | 1000 | 3,7 | 3,7 | 58,4 | 1 |
| 7946 | | 228,63 | 300,063 | 32,55 | 29,3 | 25 | 215 | 433 | 1200 | 2,5 | 2,3 | 5,62 | 1 |
| 7746M | | 230 | 355,6 | 71,75 | 65 | 54 | 676 | 1125 | 1100 | 4,7 | 3 | 22 | 1 |
| | M246947 /M246910 | 234,848 | 336,55 | 65,088 | 69,85 | 50,8 | 516 | 980 | 1100 | 2,44 | 3,23 | 18,7 | 1 |
| 7947 | | 234,95 | 327,025 | 51,65 | 50 | 39 | 435 | 916 | 1200 | 4,7 | 2,3 | 12,3 | 1 |
| 2007948 | 32948 | 240 | 320 | 51 | 48 | 41 | 437 | 919 | 1280 | 2,5 | 2,5 | 10,9 | 1 |
| 2007148M | 32048 | 240 | 360 | 76 | 72 | 62 | 788 | 1460 | 1100 | 3 | 3 | 26 | 1 |
| 2007748M | | 240 | 400 | 98,25 | 95 | 78 | 1130 | 1920 | 1100 | 3,7 | 3,7 | 45,8 | 1 |
| 817948KM | | 241,147 | 368,35 | 76 | 72 | 62 | 788 | 1466 | 1050 | 3 | 3 | 27,8 | 1 |
| 7951M | | 254,025 | 422,325 | 85,35 | 79,8 | 65,5 | 1067 | 1670 | 940 | 4,7 | 2,5 | 46,1 | 1 |
| 7851M | BT1B 328213 | 255 | 560 | 123,05 | 104,8 | 70 | 1578 | 2373 | 650 | 6 | 6 | 128 | 2 |
| 2007952M | 32952 | 260 | 360 | 63,5 | 60 | 51 | 631 | 1229 | 1040 | 2,5 | 2,5 | 18,4 | 1 |
| 2007152M | 32052 | 260 | 400 | 87 | 82 | 71 | 1000 | 1800 | 1100 | 3,7 | 3,7 | 36,5 | 1 |
| 2007752M | | 260 | 440 | 108,25 | 106 | 88 | 1410 | 2330 | 1000 | 3,7 | 3,7 | 62 | 1 |
| 7352M1 | 30352 | 260 | 540 | 109 | 102 | 80 | 1852 | 2591 | 800 | 6 | 6 | 108,8 | 2 |
| 27156M | | 280 | 420 | 69,25 | 65 | 44 | 644 | 1172 | 1000 | 3,7 | 3,7 | 30 | 1 |
| 2007156M | 32056 | 280 | 420 | 87 | 82 | 71 | 1058 | 1911 | 900 | 3,7 | 3,7 | 38,9 | 1 |
| 2007156A | 32056 | 280 | 420 | 87 | 87 | 65 | 1202,7 | 2309 | 870 | 5 | 4 | 40,3 | 1 |
| 7956 | | 280,228 | 406,45 | 51,65 | 48,4 | 37 | 473 | 922 | 1000 | 4,7 | 2,3 | 20,1 | 1 |
| 7757A | | 285 | 330 | 24 | 23 | 19 | 157 | 415 | 1000 | 1,3 | 1,3 | 3,16 | 1 |
| 2007960M | 32960 | 300 | 420 | 76 | 72 | 62 | 844 | 1720 | 960 | 3 | 3 | 30,9 | 1 |
| 7860M | | 300 | 440 | 72,25 | 58 | 51,5 | 692 | 1177 | 850 | 4,7 | 3,7 | 31 | 1 |
| 2007160M | 32060 | 300 | 460 | 100 | 95 | 82 | 1248 | 2380 | 900 | 3,7 | 3,7 | 53,3 | 1 |
| 7760M | | 300 | 500 | 89,25 | 82 | 65 | 1203 | 2007 | 650 | 7,5 | 7,5 | 67,1 | 2 |
| 1007760M | | 300 | 500 | 94,25 | 90 | 70 | 1326 | 2166 | 800 | 4,7 | 4,7 | 68,3 | 1 |
| 2007164M | 32064 | 320 | 480 | 100 | 95 | 82 | 1287 | 2527 | | 3,7 | 3,7 | 59,1 | 1 |
| 7966M | | 329,87 | 533,4 | 75,2 | 76,2 | 52 | 1046 | 1813 | | 3,7 | 2,5 | 60 | 2 |
| 7866A | | 330 | 375 | 24 | 23,4 | 18 | 169 | 481 | | 1,3 | 1,3 | 3,53 | 1 |
| 2007968M | 32968 | 340 | 460 | 76 | 72 | 62 | 899 | 1943 | | 3 | 3 | 34,2 | 1 |
| 7168M | | 340 | 520 | 85 | 82 | 64 | 1175 | 1990 | | 4,7 | 4,7 | 57 | 1 |
| 1007768M | | 340 | 580 | 112 | 106 | 78 | 1807 | 2912 | | 4,7 | 4,7 | 105 | 1 |
| 2007972M | | 360 | 480 | 76 | 72 | 62 | 920 | 2034 | | 3 | 3 | 35,8 | 1 |
| 7772J1 | | 360 | 530 | 79,25 | 66 | 58,5 | 959 | 1636 | | 4,7 | 4,7 | 51,12 | 1 |
| 7172M | | 360 | 540 | 85 | 82 | 64 | 1217 | 2118 | | 4,7 | 4,7 | 60,6 | 1 |
| 1007976M | | 380 | 520 | 69 | 65 | 51 | 895 | 1734 | | 3,7 | 3,7 | 40,8 | 1 |
| 1007976J1 | | 380 | 520 | 69 | 65 | 51 | 882 | 1701,2 | | 3,7 | 3,7 | 42,9 | 1 |
| 1007776M | | 380 | 620 | 111 | 106 | 76 | 1768 | 2911 | | 4,7 | 4,7 | 114 | 1 |
| 7180M | | 400 | 600 | 94 | 90 | 68 | 1535 | 2835 | | 4,7 | 4,7 | 84 | 1 |
| 1007780M | | 400 | 650 | 116 | 112 | 85 | 2357 | 3974 | | 6 | 6 | 146 | 2 |
| 1007984M | | 420 | 560 | 69,25 | 65 | 51 | 934 | 1890 | | 3,7 | 3,7 | 42,5 | 1 |
| 7184M | | 420 | 620 | 94 | 90 | 67 | 1547 | 2903 | | 4,7 | 4,7 | 86,8 | 1 |
| 7784M | | 420 | 620 | 95 | 85 | 63,5 | 1408 | 2699 | | 4,7 | 4,7 | 85,2 | 2 |
| 1007784M | | 420 | 700 | 129,25 | 122 | 92 | 2656 | 4672 | | 6 | 6 | 188 | 2 |
| 307986J1 | | 431,8 | 533,4 | 50,8 | 54 | 39,69 | 559 | 1297 | | 1,8 | 1,1 | 17,7 | 1 |
| 7188XM | | 440 | 650 | 96,4 | 94 | 67 | 1769 | 3252 | | 6 | 6 | 102 | 2 |
| 1007992KM | | 460 | 620 | 80 | 74 | 58 | 1236 | 2505 | | 3,7 | 3,7 | 61,2 | 1 |
| 7192M | | 460 | 680 | 105 | 100 | 78 | 1894 | 3492 | | 6 | 6 | 117 | 1 |
| 1007996M | | 480 | 650 | 84,5 | 78 | 60 | 1247 | 2577 | | 4,7 | 4,7 | 71 | 1 |
| 1007996M | | 480 | 790 | 141 | 136 | 101 | 3265 | 5879 | | 7,5 | 7,5 | 259 | 2 |
| 10079/500KM | | 500 | 670 | 84,25 | 78 | 60 | 1365,7 | 2950,3 | | 4,7 | 4,7 | 77 | 2 |
| 10079/500K | | 500 | 670 | 85 | 78 | 60 | 1365 | 2950 | | 4,7 | 4,7 | 77 | 2 |
| 71/500M | | 500 | 720 | 110 | 100 | 82 | 2176 | 4296 | | 6 | 6 | 136 | 2 |
| 10077/500M | | 500 | 830 | 150 | 145 | 104 | 3698 | 6615 | | 7,5 | 7,5 | 305 | 2 |
| 77/520M | | 520 | 740 | 95 | 86 | 70 | 1561 | 3304 | | 2,5 | 6 | 118 | 2 |

| Designation | International designation | Dimensions, mm | | | | | Rated load capacity | | n_{rated} (min^{-1}) | Chamfer radius | | Weight, kg | Drawing number |
|--------------|---------------------------|----------------|------|-------|-----|-----|---------------------|---------------------|---|-----------------|--------------|---------------|-------------------|
| | | d | D | T | B | C | C (kN) | C ₀ (kN) | | R min, mm | r min, mm | | |
| 10079/530M | | 530 | 710 | 87 | 82 | 62 | 1555 | 3274 | | 4,7 | 4,7 | 90,6 | 2 |
| 10079/560KM | | 560 | 750 | 91,5 | 85 | 64 | 1625,7 | 3542,1 | | 4,7 | 4,7 | 105 | 2 |
| 10079/560JM | | 560 | 750 | 91,5 | 85 | 64 | 1561 | 3351 | | 4,7 | 4,7 | 102,7 | 1 |
| 10079/560 | | 560 | 750 | 92,5 | 85 | 64 | 1625 | 3542 | | 4,7 | 4,7 | 105 | 2 |
| 71/560M | | 560 | 820 | 121 | 115 | 84 | 2751 | 5323 | | 6 | 6 | 194 | 2 |
| 77/560M | | 560 | 820 | 140 | 120 | 105 | 2963 | 5788 | | 7,5 | 7,5 | 229 | 2 |
| 10077/560M | | 560 | 920 | 166 | 160 | 115 | 4435 | 8251 | | 7,5 | 7,5 | 397 | 2 |
| 71/600M | | 600 | 870 | 124 | 118 | 88 | 3082 | 6235 | | 6 | 6 | 232 | 2 |
| 10079/630M | | 630 | 850 | 108 | 100 | 78 | 2385 | 5192 | | 6 | 6 | 164 | 2 |
| 71/630M | | 630 | 920 | 135 | 128 | 94 | 3402 | 7003 | | 7,5 | 7,5 | 278 | 2 |
| 10077/670M | | 670 | 1090 | 192 | 185 | 135 | 6179 | 11716 | | 7,5 | 7,5 | 630 | 2 |
| 10079/710M1 | BT1B 332890/HA1 | 710 | 950 | 114 | 106 | 80 | 2584 | 6108 | | 6 | 6 | 209 | 2 |
| 71/710M | | 710 | 1030 | 150 | 140 | 110 | 4173 | 8855 | | 7,5 | 7,5 | 397 | 2 |
| 10079/800M | | 800 | 1060 | 122 | 115 | 89 | 2139 | 7648 | | 6 | 6 | 275 | 2 |
| 71/800M | | 800 | 1150 | 162 | 155 | 115 | 4781 | 10215 | | 7,5 | 7,5 | 498 | 2 |
| 10078/850M | | 850 | 1030 | 90 | 82 | 62 | 1942 | 5290 | | 4,7 | 4,7 | 141,2 | 2 |
| 20078/850XM | | 850 | 1030 | 106 | 98 | 82 | 2607 | 7359 | | 4,7 | 4,7 | 175 | 2 |
| 10079/850M | | 850 | 1120 | 126 | 118 | 87 | 3442 | 8243 | | 6 | 6 | 310 | 2 |
| 10079/900A | BT1B 328214/HA5 | 900 | 1180 | 124 | 122 | 87 | 3392,3 | 8809,1 | | 6 | 6 | 339 | 2 |
| 10079/900AXM | BT1B 328214/HA5 | 900 | 1180 | 124 | 122 | 87 | 3425 | 8920 | | 6 | 6 | 368,9 | 2 |
| 71/900M | | 900 | 1280 | 190 | 170 | 135 | 6212 | 14060 | | 7,5 | 7,5 | 687 | 2 |
| 10079/950M | | 950 | 1250 | 140 | 132 | 100 | 4311 | 10408 | | 7,5 | 7,5 | 433 | 2 |
| 20078/1320M | | 1320 | 1600 | 176 | 165 | 142 | 6332 | 20560 | | 6 | 6 | 719 | 2 |
| 20079/1320M | | 1320 | 1720 | 238 | 230 | 175 | 9622 | 28435 | | 7,5 | 7,5 | 1431 | 2 |
| 20079/1320M1 | | 1320 | 1720 | 238 | 230 | 175 | 9844,2 | 29319,3 | | 7,5 | 7,5 | 1447 | 2 |
| 20079/1320M2 | | 1320 | 1720 | 238 | 230 | 175 | 9569,5 | 28233,4 | | 7,5 | 7,5 | 1431 | 2 |
| 20079/1320KM | | 1320 | 1720 | 238 | 230 | 175 | 9622,6 | 28435,1 | | 7,5 | 7,5 | 1431 | 2 |
| 77/1400 | | 1400 | 1820 | 278,5 | 280 | 225 | 12995 | 38977 | | 9,5 | 9,5 | 1931 | 2 |
| 77/1500 | | 1500 | 1950 | 298,5 | 300 | 255 | 15990 | 47834 | | 9,5 | 9,5 | 2432 | 2 |
| 10079/1800M1 | | 1800 | 2300 | 257,5 | 218 | 180 | 11815 | 34166 | | 12 | 12 | 2360 | 2 |

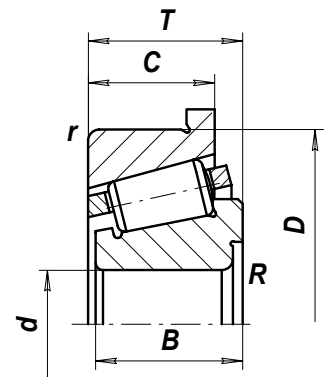
Single row flanged outer ring



Drawing 1



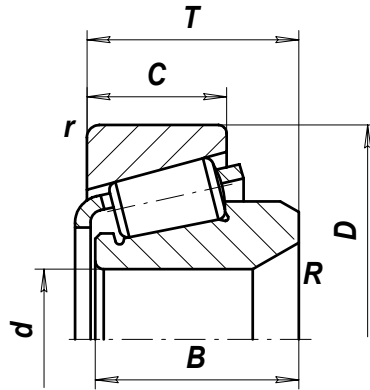
Drawing 2



Drawing 3

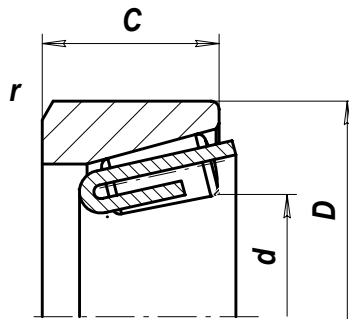
| Designation | International designation | Dimensions, mm | | | | | Rated load capacity | | n_{max} (min^{-1}) | Chamfer radius | | Weight, kg | Drawing number |
|-------------|---------------------------|----------------|---------|--------|--------|--------|---------------------|---------|-----------------------------|----------------|-----------|------------|----------------|
| | | d | D | T | B | C | C (kN) | Co (kN) | | R min, mm | r min, mm | | |
| 67512A1 | | 60 | 110 | 29,75 | 28 | 24 | 130 | 165 | 4000 | 2 | 1,5 | 1,22 | 1 |
| 67714 | | 70 | 120 | 44,5 | 42 | 37 | 138 | 198 | 3600 | 2,5 | 2,5 | 2 | 1 |
| 67819 | | 96,838 | 149,225 | 31,75 | 28,971 | 24,608 | 145 | 216 | 2900 | 3,42 | 1,5 | 1,93 | 1 |
| 67728KM | | 140 | 230 | 57,25 | 57 | 45 | 416 | 672 | 1800 | 3 | 3 | 9,04 | 1 |
| | LM545848/ LM545810B | 234,848 | 314,325 | 57,467 | 53,975 | 36,512 | 435 | 916 | 1100 | 3,6 | 2,9 | 11,1 | 1 |
| | LM565949/ LM565910B | 381 | 522,288 | 85,724 | 84,138 | 61,912 | 1360 | 2980 | | 6,4 | 3,3 | 46,9 | 1 |
| 679/622 | | 622,3 | 725,487 | 46 | 46 | 34 | 595 | 1683 | | 4,7 | 4,7 | 32,6 | 2 |
| 677/648XM | | 647,7 | 736,6 | 31,75 | 31,75 | 25,4 | 367 | 1010 | | 2,3 | 2,3 | 20,74 | 2 |
| 677/730 | | 730 | 840 | 35 | 33 | 25 | 530 | 1441 | | 2,3 | 2,3 | 27,9 | 3 |
| 677/737XM | LL 582949/ LL582910B | 736,6 | 825,5 | 31,75 | 31,75 | 25,4 | 381 | 1107 | | 2,3 | 2,3 | 23,4 | 2 |
| 70678/800M | | 800 | 980 | 57 | 57 | 47 | 892 | 2280 | | 3,7 | 3,7 | 92,4 | 2 |
| 677/850M | | 850 | 960 | 36 | 34 | 26 | 503 | 1416 | | 2,3 | 2,3 | 31,8 | 3 |
| 677/965 | | 965 | 1100 | 54 | 50 | 43 | 991 | 2937 | | 2,3 | 2,3 | 63,2 | 2 |
| 677/1000 | | 1000 | 1110 | 40 | 35 | 30 | 530 | 1605 | | 2,3 | 2,3 | 40,2 | 2 |

Special design single row tapered roller bearings



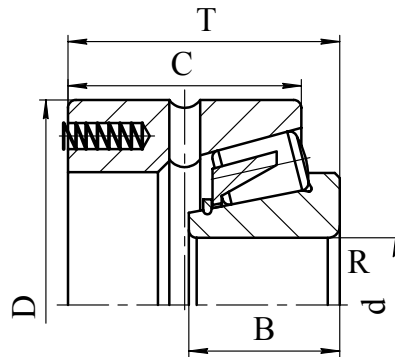
| Designation | Dimensions, mm | | | | | Rated load capacity | | $n_{пред}^{-1}$ (min ⁻¹) | Chamfer radius | | Weight, kg |
|-------------|----------------|----|-------|------|----|---------------------|---------|---|--------------------------|--------------------------|------------|
| | d | D | T | B | C | C (kN) | Co (kN) | | R _{min} , MM | r _{min} , MM | |
| 7806A | 32 | 72 | 29,75 | 28,5 | 15 | 45,98 | 48,5 | 6300 | 5 | 1,3 | 0,454 |

Single row tapered roller bearings without cone



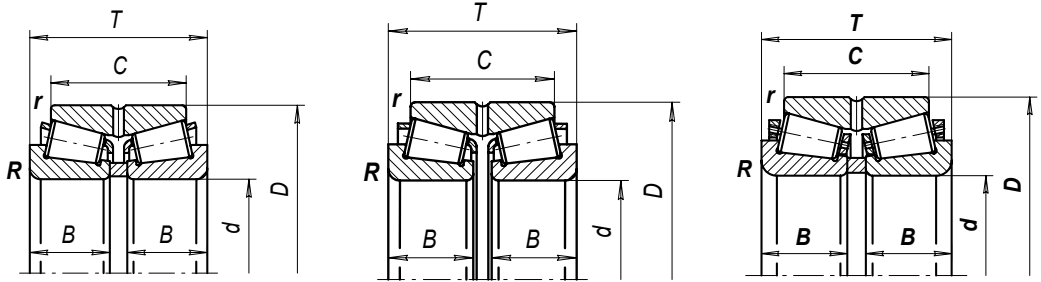
| Designation | Dimensions, mm | | | Rated load capacity | | $n_{пред}$ (min^{-1}) | Chamfer radius | | Weight, kg |
|-------------|----------------|----|------|---------------------|------------|------------------------------|-------------------|-------------------|---------------|
| | d | D | B | C (kN) | C_0 (kN) | | R_{min} , MM | r_{min} , MM | |
| 987910K | 40,62 | 68 | 19,5 | 39 | 39 | 3800 | 0,7 | 0,309 | |

Taper roller bearings with springs on cap back face



| Designation | Dimensions, mm | | | | | Rated load capacity | | $n_{пред-1}$ (min^{-1}) | Chamfer radius R_{min} , MM | Weight, kg |
|-------------|----------------|-----|----|------|------|---------------------|------------|--------------------------------|-------------------------------------|---------------|
| | d | D | T | B | C | C (kN) | C_0 (kN) | | | |
| 6-17722Л | 110 | 170 | 73 | 39,5 | 63,5 | 175 | 273 | 3000 | 2,5 | 4,91 |

Double row tapered roller bearings



Drawing 1

Drawing 2

Drawing 3

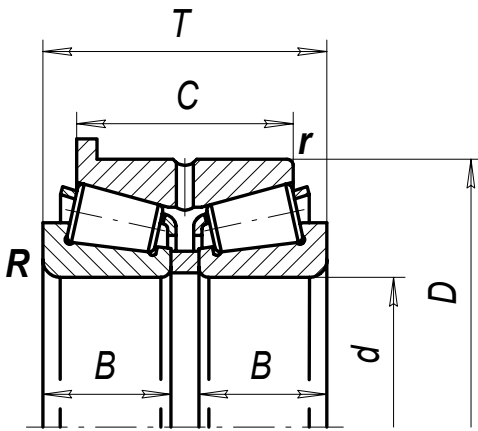
| Designation | Dimensions, mm | | | | | Rated load capacity | | n _{med} (min ⁻¹) | Chamfer radius | | Weight, kg | Drawing number |
|-------------|----------------|---------|--------|-------|-----|---------------------|---------|--|----------------------|----------------------|------------|----------------|
| | d | D | T | B | C | C (kN) | Co (kN) | | R _{min} -mm | r _{min} -mm | | |
| 97507A | 35 | 72 | 54,625 | 23 | 46 | 125 | 170 | 5500 | 1,5 | 0,5 | 0,981 | 1 |
| 57707AY | 35 | 80 | 57 | 23,3 | 45 | 109 | 154,3 | 4800 | 1,5 | 0,3 | 1,25 | 2 |
| 97508K | 40 | 80 | 54,625 | 23,5 | 45 | 107 | 140 | 5000 | 1,3 | 0,5 | 1,209 | 1 |
| 97508A | 40 | 80 | 55 | 23 | 45 | 126 | 171 | 5000 | 1,5 | 0,5 | 1,17 | 1 |
| 297308AKV | 40 | 90 | 55,625 | 23 | 40 | 119 | 154 | 4600 | 1,8 | 0,3 | 1,7 | 1 |
| 97510A | 50 | 90 | 54,625 | 23 | 45 | 144 | 208 | 4200 | 1,5 | 0,5 | 1,4 | 1 |
| 97511KM | 55 | 100 | 59,625 | 25 | 48 | 152 | 210 | 3800 | 1,8 | 0,5 | 1,78 | 1 |
| 97511A3 | 55 | 100 | 59,625 | 25 | 48 | 174 | 248 | 3800 | 2 | 0,5 | 1,87 | 1 |
| 97512A1 | 60 | 110 | 64,625 | 28 | 55 | 223 | 331 | 3500 | 1,8 | 0,5 | 2,487 | 1 |
| 97814Y | 70 | 110 | 38 | 16 | 28 | 85 | 129 | 3270 | 1,1 | 1,1 | 1,23 | 1 |
| 2097115 | 75 | 115 | 55,625 | 24 | 44 | 137 | 235 | 3400 | 1,3 | 0,3 | 1,89 | 1 |
| 97515A | 75 | 130 | 74,625 | 31 | 62 | 279 | 431 | 2800 | 2 | 0,5 | 3,8 | 1 |
| 97518A1 | 90 | 160 | 95,25 | 40 | 78 | 255 | 347 | 2700 | 2,3 | 0,7 | 7,39 | 1 |
| 97718A | 90 | 161,95 | 99,25 | 42 | 82 | 437 | 694 | 2330 | 3 | 1,1 | 10 | 1 |
| 97519A | 95 | 170 | 107,25 | 43 | 90 | 481 | 792 | 2200 | 3 | 0,9 | 9,3 | 1 |
| 97520A | 100 | 180 | 111,25 | 46 | 92 | 558 | 909 | 2000 | 3 | 0,9 | 10,9 | 1 |
| 97720M | 100 | 190 | 124,25 | 55,3 | 100 | 617 | 1029 | 1950 | 2,5 | 0,9 | 14,8 | 1 |
| 897720M | 100 | 190,5 | 124,25 | 55,3 | 100 | 617 | 1029 | 1980 | 2,5 | 0,9 | 14,8 | 1 |
| 97820 | 101,6 | 168,275 | 91,25 | 40 | 70 | 354 | 646 | 2160 | 3 | 1,1 | 8,5 | 1 |
| 97521 | 105 | 190 | 117,25 | 50 | 96 | 578 | 990 | 1970 | 2,5 | 0,9 | 13,74 | 1 |
| 2097724M | 120 | 200 | 109,25 | 48 | 90 | 552 | 967 | 1950 | 2,3 | 0,7 | 11,7 | 1 |
| 97524A | 120 | 215 | 135,25 | 58 | 112 | 835 | 1465 | 1720 | 3 | 0,9 | 19,531 | 1 |
| 97825A | 127 | 206,4 | 107,25 | 47 | 83 | 534 | 1042 | 1700 | 2,5 | 0,5 | 13,08 | 1 |
| 97925M | 127,025 | 235 | 144,25 | 65 | 115 | 778 | 1314 | 1550 | 2,3 | 1,1 | 25,3 | 1 |
| 2097726M | 130 | 210 | 109,25 | 48 | 90 | 598 | 1095 | 1850 | 2,3 | 0,7 | 13,6 | 1 |
| 2097726KM | 130 | 210 | 109,25 | 48 | 90 | 599 | 1095 | 1850 | 2,3 | 0,7 | 13,5 | 1 |
| 97526A | 130 | 230 | 150 | 64 | 120 | 917 | 1770 | 1600 | 4 | 1,1 | 25,4 | 1 |
| 97726M | 130 | 235 | 144,25 | 65 | 115 | 778 | 1314 | 1550 | 2,3 | 1,1 | 24,5 | 1 |
| 97927 | 133,375 | 215,925 | 105,65 | 45,7 | 81 | 538 | 980 | 1600 | 2,5 | 1,1 | 13,7 | 1 |
| 97727 | 135 | 220 | 105,85 | 46,5 | 81 | 548 | 1011 | 1600 | 2,5 | 0,9 | 13,5 | 1 |
| 97928 | 136,545 | 190,525 | 84,95 | 38,35 | 73 | 350 | 800 | 1750 | 2,5 | 0,9 | 7,12 | 1 |
| 2097930 | 150 | 210 | 84,25 | 36 | 70 | 347 | 763 | 1700 | 2,3 | 0,7 | 8,41 | 1 |
| 2097730M | 150 | 250 | 137,25 | 60 | 112 | 838 | 1513 | 1400 | 2,5 | 0,9 | 25,8 | 1 |
| 2097730KM | 150 | 250 | 137,25 | 60 | 112 | 839 | 1516 | 1400 | 2,5 | 0,9 | 25,7 | 1 |
| 2097730JIM | 150 | 250 | 137,25 | 60 | 112 | 839 | 1517 | 1550 | 2,5 | 0,9 | 25,4 | 1 |
| 97830M | 150 | 254 | 144,25 | 63,5 | 110 | 839 | 1516 | 1400 | 3,7 | 0,9 | 27,7 | 1 |
| 97730M | 150 | 255 | 144,25 | 63,5 | 110 | 839 | 1516 | 1400 | 3,7 | 0,9 | 28 | 1 |
| 97530M | 150 | 270 | 171,25 | 74 | 138 | 1174 | 2115 | 1300 | 3 | 1,1 | 39,1 | 1 |
| 97930M | 152,4 | 270 | 117,25 | 45 | 96 | 630 | 925 | 1350 | 3 | 1,1 | 24,8 | 1 |
| 97931 | 152,425 | 244,5 | 107,25 | 47 | 80 | 560 | 1000 | 1400 | 2,5 | 0,9 | 17,6 | 1 |
| 2097132 | 160 | 240 | 114,25 | 48 | 94 | 661 | 1294 | 1570 | 2,5 | 0,9 | 16,5 | 1 |
| 97732M | 160 | 270 | 139,25 | 63 | 110 | 1001 | 1830 | 1300 | 2,5 | 0,9 | 30,4 | 1 |
| 2097732M | 160 | 270 | 149,25 | 66 | 120 | 1000 | 1920 | 1400 | 2,5 | 0,9 | 34,9 | 1 |
| 2097732JIM | 160 | 270 | 149,25 | 66 | 120 | 1000 | 1920 | 1400 | 2,5 | 0,9 | 39,8 | 1 |

Double row tapered roller bearings

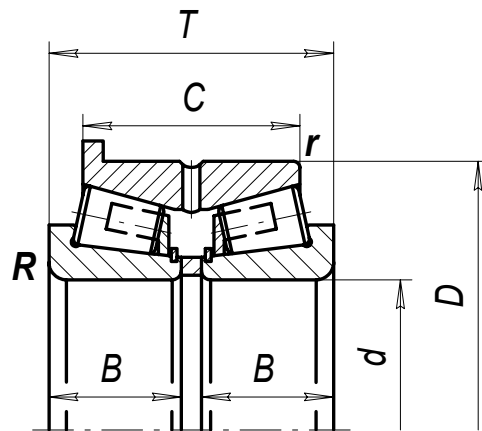
| Designation | Dimensions, mm | | | | | Rated load capacity | | n _{перед} (min ⁻¹) | Chamfer radius | | Weight, kg | Drawing number |
|-------------|----------------|---------|---------|------|---------|---------------------|---------|--|--------------------------|--------------------------|---------------|-------------------|
| | d | D | T | B | C | C (kN) | Co (kN) | | R _{мин} - mm | r _{мин} - mm | | |
| 97936XM | 177,8 | 288,925 | 142,875 | 64,8 | 111,125 | 968 | 1754 | 1450 | 2,2 | 2 | 33,2 | 1 |
| 2097936K | 180 | 250 | 94,25 | 42 | 76 | 530 | 1122 | 1450 | 2,3 | 0,7 | 13,2 | 1 |
| 2097936M | 180 | 250 | 94,25 | 42 | 76 | 531 | 1123 | 1450 | 2,3 | 0,7 | 13,2 | 1 |
| 2097136M | 180 | 280 | 133,25 | 60 | 108 | 904 | 1754 | 1350 | 2,5 | 0,9 | 27,9 | 1 |
| 97736M | 180 | 285 | 107,25 | 46 | 79,4 | 648 | 1112 | 1200 | 2,5 | 0,9 | 22,1 | 1 |
| 2097736M | 180 | 300 | 163,25 | 72 | 134 | 1206 | 2342 | 1300 | 3 | 1,1 | 43,2 | 1 |
| 2097938 | 190 | 260 | 94 | 42 | 76 | 551 | 1199 | 1350 | 2,3 | 0,7 | 13,5 | 1 |
| 2097738M | 190 | 320 | 171 | 78 | 134 | 1259 | 2394 | 1200 | 3 | 1,1 | 51,5 | 1 |
| 2097940M | 200 | 280 | 117 | 48 | 97 | 691 | 1572 | 1300 | 2,5 | 0,9 | 20,8 | 1 |
| 2097940K | 200 | 280 | 117 | 48 | 97 | 691 | 1573 | 1300 | 2,5 | 0,9 | 20,8 | 1 |
| 2097140M | 200 | 310 | 151 | 66 | 123 | 1093 | 2282 | 1200 | 2,5 | 0,9 | 39,2 | 1 |
| 2097140KM | 200 | 310 | 151 | 66 | 123 | 1094 | 2283 | 1200 | 2,5 | 0,9 | 39 | 1 |
| 2097740M | 200 | 340 | 183 | 82 | 150 | 1567 | 3041 | 1100 | 3 | 1,1 | 61,5 | 1 |
| 2097740KM | 200 | 340 | 183 | 82 | 150 | 1567 | 3042 | 1100 | 3 | 1,1 | 61,4 | 1 |
| 97841M | 205 | 317,5 | 149 | 67 | 110 | 1004 | 2093 | 1065 | 3,7 | 1,3 | 40 | 1 |
| 97741M | 205 | 320 | 149 | 67 | 110 | 1004 | 2093 | 1060 | 3,7 | 1,3 | 41 | 1 |
| 2097944M | 220 | 300 | 109 | 48 | 88 | 731 | 1739 | 1180 | 2,5 | 0,9 | 21,4 | 1 |
| 2097144M | 220 | 340 | 164 | 72 | 130 | 1314 | 2615 | 1100 | 3 | 1,1 | 47,05 | 1 |
| 2097144JIM | 220 | 340 | 164 | 72 | 130 | 1314 | 2615 | 1200 | 3 | 1,1 | 50,5 | 1 |
| 2097144A | 220 | 340 | 164 | 76 | 130 | 1415 | 2940 | 800 | 3 | 1,1 | 49,3 | 1 |
| 97744JIM | 220 | 340 | 99 | 45 | 75 | 768 | 1393 | 830 | 2,5 | 0,9 | 29,3 | 1 |
| 2097744M | 220 | 370 | 199 | 88 | 166 | 1765 | 3398 | 1040 | 3,7 | 1,3 | 76,2 | 1 |
| 97745M | 225 | 360 | 145,5 | 65 | 111 | 1158 | 2249 | 950 | 3 | 1,1 | 51 | 1 |
| 97746M | 230 | 355 | 144 | 65 | 110 | 1158 | 2249 | 950 | 4,7 | 1,8 | 44,6 | 1 |
| 2097948 | 240 | 320 | 109 | 48 | 90 | 749 | 1838 | 1100 | 2,5 | 0,9 | 22 | 1 |
| 2097948K | 240 | 320 | 109 | 48 | 90 | 750 | 1838 | 1100 | 2,5 | 0,9 | 21,93 | 1 |
| 2097148M | 240 | 360 | 164 | 72 | 130 | 1351 | 2932 | 1000 | 3 | 1,1 | 52,9 | 1 |
| 97748M | 240 | 370 | 119 | 55 | 86 | 933 | 1608 | 900 | 4,7 | 1,8 | 38,8 | 1 |
| 2097748M | 240 | 400 | 209 | 95 | 168 | 1942 | 3844 | 940 | 3,7 | 1,3 | 96,3 | 1 |
| 2097748KM | 240 | 400 | 209 | 95 | 168 | 2017 | 4036 | 940 | 3,7 | 1,3 | 96,2 | 1 |
| 2097952M | 260 | 360 | 133 | 60 | 109 | 1082 | 2460 | 950 | 2,5 | 0,9 | 38,3 | 1 |
| 2097952KM | 260 | 360 | 133 | 60 | 109 | 1082 | 2458 | 950 | 2,5 | 0,9 | 38,1 | 1 |
| 2097952M1 | 260 | 360 | 133 | 67 | 109 | 1082 | 2460 | 950 | 2,5 | 0,9 | 38,3 | 1 |
| 7097152M | 260 | 400 | 103 | 44 | 78 | 790 | 1453 | 830 | 3 | 1,1 | 40,8 | 1 |
| 97852M | 260 | 400 | 149 | 67 | 110 | 1356 | 2555 | 830 | 4,7 | 1,8 | 59,4 | 1 |
| 2097152K | 260 | 400 | 185 | 82 | 146 | 1717 | 3660 | 900 | 3,7 | 1,3 | 75,6 | 1 |
| 2097152JIM | 260 | 400 | 185 | 82 | 146 | 1717 | 3660 | 900 | 3,7 | 1,3 | 81,5 | 1 |
| 2097152M1 | 260 | 400 | 185 | 93 | 146 | 1715 | 3660 | 900 | 3,7 | 1,3 | 76,8 | 1 |
| 97752M | 260 | 430 | 179 | 82 | 130 | 1527 | 2920 | 800 | 7,5 | 1,8 | 92,3 | 1 |
| 2097752M | 260 | 440 | 224 | 106 | 180 | 2411 | 4663 | 850 | 3,7 | 1,3 | 126 | 1 |
| 7097156M | 280 | 420 | 110 | 47 | 84 | 1127 | 1900 | 770 | 3,7 | 1,3 | 43 | 1 |
| 2097156M | 280 | 420 | 188 | 82 | 154 | 1814 | 3822 | 860 | 3,7 | 1,3 | 82,5 | 1 |
| 2097156A | 280 | 420 | 188 | 87 | 144 | 2062 | 4620 | 840 | 5 | 1,3 | 84 | 1 |
| 2097960M | 300 | 420 | 159 | 72 | 128 | 1446 | 3440 | 830 | 3 | 1,1 | 62,4 | 1 |
| 2097960JIM | 300 | 420 | 159 | 72 | 128 | 1447 | 3440 | 830 | 3 | 1,1 | 71,7 | 1 |
| 97860M | 300 | 440 | 139 | 58 | 100 | 1187 | 2354 | 730 | 4,7 | 1,8 | 60,7 | 1 |
| 2097160M | 300 | 460 | 214 | 95 | 178 | 2140 | 4764 | 750 | 3,7 | 1,3 | 119 | 1 |
| 97760M | 300 | 500 | 179 | 82 | 125 | 2062 | 4015 | 560 | 7,5 | 1,8 | 132,3 | 3 |
| 1097760M | 300 | 500 | 204 | 90 | 152 | 2274 | 4332 | 740 | 4,7 | 1,8 | 142,2 | 1 |
| 97766M | 330 | 560 | 179 | 82 | 150 | 2197 | 4511 | | 7,5 | 1,8 | 178,7 | 3 |
| 2097968M | 340 | 460 | 159 | 72 | 128 | 1541 | 3885 | | 3 | 1,1 | 71 | 1 |
| 97768M | 340 | 500 | 154 | 66 | 110 | 1709 | 3531 | | 4,7 | 1,8 | 91,5 | 3 |
| 297868A | 340 | 520 | 149 | 64 | 90 | 1155 | 2960 | | 17 | 4,7 | 108 | 1 |
| 297868XMY | 340 | 520 | 149 | 64 | 90 | 1095 | 2755 | | 17 | 4,7 | 111 | 1 |
| 97168 | 340 | 520 | 179 | 82 | 135 | 2014 | 3981 | | 4,7 | 1,8 | 118 | 1 |
| 1097768M | 340 | 580 | 241 | 106 | 170 | 3099 | 5823 | | 4,7 | 1,8 | 221,5 | 1 |
| 97770M | 350 | 590 | 199 | 88 | 140 | 2798 | 5606 | | 9,5 | 1,8 | 207 | 3 |
| 2097972M | 360 | 480 | 159 | 72 | 128 | 1577 | 4067 | | 3 | 1,1 | 74,4 | 1 |
| 2097972KM | 360 | 480 | 159 | 72 | 128 | 1577 | 4068 | | 3 | 1,1 | 74,23 | 1 |
| 2097972JIM | 360 | 480 | 159 | 72 | 128 | 1577 | 4067 | | 3 | 1,1 | 96,2 | 1 |
| 97772M | 360 | 530 | 154 | 66 | 110 | 1775 | 3622 | | 4,7 | 1,8 | 104 | 3 |
| 97172 | 360 | 540 | 184 | 82 | 140 | 2087 | 4236 | | 4,7 | 1,8 | 127 | 1 |
| 97172JIM | 360 | 540 | 185 | 82 | 140 | 2087 | 4236 | | 4,7 | 1,8 | 132 | 1 |
| 97773M | 365 | 535 | 179 | 81 | 136 | 2285 | 4778 | | 3,7 | 2,3 | 119 | 3 |
| 1097976K | 380 | 520 | 149 | 65 | 112 | 1534 | 3468 | | 3,7 | 1,3 | 84,1 | 1 |
| 1097976M | 380 | 520 | 149 | 65 | 112 | 1512 | 3403 | | 3,7 | 1,3 | 84,4 | 1 |
| 1097776JIM | 380 | 620 | 241 | 106 | 170 | 3139 | 6099 | | 4,7 | 1,8 | 251 | 1 |
| 1097980JIM | 400 | 540 | 149 | 65 | 112 | 1570 | 3626 | | 3,7 | 1,3 | 88,2 | 1 |

| Designation | Dimensions, mm | | | | | Rated load capacity | | $n_{\text{шред}}$ (min^{-1}) | Chamfer radius | | Weight, kg | Drawing number |
|-------------|----------------|---------|---------|------|---------|---------------------|---------|--|--------------------------|--------------------------|---------------|-------------------|
| | d | D | T | B | C | C (kN) | Co (kN) | | R _{min} , MM | r _{min} , MM | | |
| 97936XM | 177,8 | 288,925 | 142,875 | 64,8 | 111,125 | 968 | 1754 | 1450 | 2,2 | 2 | 33,2 | 1 |
| 97780M | 400 | 590 | 184 | 81 | 125 | 2314 | 5011 | | 4,7 | 1,8 | 150,7 | 3 |
| 97180 | 400 | 600 | 205 | 90 | 150 | 2632 | 5665 | | 4,7 | 1,8 | 179 | 1 |
| 1097780M | 400 | 650 | 253 | 112 | 190 | 4060 | 7974 | | 6 | 2,5 | 306 | 3 |
| 1097780KM | 400 | 650 | 253 | 112 | 190 | 4060 | 7970 | | 6 | 2,5 | 308 | 3 |
| 97184 | 420 | 620 | 205 | 90 | 150 | 2652 | 5807 | | 4,7 | 1,8 | 187 | 1 |
| 97784M | 420 | 620 | 189 | 85 | 125 | 2415 | 5399 | | 4,7 | 1,8 | 172 | 3 |
| 1097784M | 420 | 700 | 274 | 122 | 200 | 4553 | 9344 | | 6 | 2,5 | 400 | 3 |
| 1097784KM | 420 | 700 | 274 | 122 | 200 | 4554 | 9344 | | 6 | 2,5 | 401,6 | 3 |
| 97188 | 440 | 650 | 211 | 94 | 152 | 2716 | 6086 | | 6 | 2,5 | 213 | 1 |
| 1097992K | 460 | 620 | 174 | 74 | 131 | 2119 | 5010 | | 3,7 | 1,3 | 131 | 1 |
| 1097992KM | 460 | 620 | 174 | 74 | 131 | 2119 | 5009 | | 3,7 | 1,3 | 131 | 1 |
| 97192 | 460 | 680 | 229 | 100 | 175 | 3247 | 6985 | | 6 | 2,5 | 248 | 1 |
| 1097996J | 480 | 650 | 179 | 78 | 130 | 2138 | 5154 | | 4,7 | 1,8 | 168 | 1 |
| 1097996JM | 480 | 650 | 179 | 78 | 130 | 2138 | 5155 | | 4,7 | 1,8 | 168 | 1 |
| 97798M | 490 | 640 | 179 | 81 | 144 | 2145 | 5947 | | 7,5 | 2,3 | 140 | 1 |
| 10979/500M | 500 | 670 | 179 | 78 | 130 | 2341 | 5900 | | 4,7 | 1,8 | 166 | 3 |
| 971/500 | 500 | 720 | 235 | 100 | 180 | 3731 | 8593 | | 6 | 2,5 | 289 | 3 |
| 10977/500M | 500 | 830 | 325 | 145 | 234 | 6341 | 13230 | | 7,5 | 3 | 650 | 3 |
| 977/520M | 520 | 740 | 188,5 | 86 | 120 | 2677 | 6609 | | 2,5 | 2,5 | 230 | 3 |
| 10979/530Y | 530 | 710 | 188 | 82 | 136 | 2666 | 6548 | | 4,7 | 1,8 | 193,6 | 3 |
| 10979/530M | 530 | 710 | 188,5 | 82 | 136 | 2666 | 6548 | | 4,7 | 1,8 | 193,4 | 3 |
| 977/540M | 540 | 790 | 188,5 | 87 | 130 | 3003 | 7061 | | 6 | 1,1 | 296 | 3 |
| 10979/560M | 560 | 750 | 211,5 | 85 | 156 | 2787 | 7084 | | 4,7 | 1,8 | 237,6 | 3 |
| 10979/560KM | 560 | 750 | 211,5 | 85 | 156 | 2787 | 7084 | | 4,7 | 1,8 | 236,5 | 3 |
| 971/560JM | 560 | 820 | 258,5 | 115 | 185 | 4369 | 9616 | | 6 | 2,5 | 445 | 1 |
| 971/560M | 560 | 820 | 258,5 | 115 | 185 | 4716 | 10665 | | 6 | 2,5 | 414 | 3 |
| 977/560M | 560 | 820 | 268,5 | 120 | 190 | 5080 | 11575 | | 7,5 | 2,5 | 451 | 3 |
| 10977/560M | 560 | 920 | 350,5 | 160 | 250 | 7603 | 16502 | | 7,5 | 3 | 824,8 | 3 |
| 10979/600M | 600 | 800 | 208,5 | 90 | 160 | 3446 | 9183 | | 4,7 | 1,8 | 283 | 3 |
| 971/600 | 600 | 870 | 268,5 | 118 | 198 | 5284 | 12470 | | 6 | 2,5 | 497 | 3 |
| 979/610 | 609,6 | 812,8 | 189 | 82,5 | 146 | 2896 | 7523 | | 6 | 2,5 | 257 | 3 |
| 10979/630M | 630 | 850 | 240,5 | 100 | 182 | 4089 | 10385 | | 6 | 2,5 | 361 | 3 |
| 971/630 | 630 | 920 | 293,5 | 128 | 213 | 5832 | 14006 | | 7,5 | 3 | 597 | 3 |
| 10977/670KM | 670 | 1090 | 408,5 | 185 | 296 | 1059 | 2342 | | 7,5 | 3 | 1326 | 3 |
| 10979/710M | 710 | 950 | 238,5 | 106 | 175 | 4430 | 12217 | | 6 | 2,5 | 445,1 | 3 |
| 10979/710KM | 710 | 950 | 238,5 | 106 | 175 | 4430 | 12217 | | 6 | 2,5 | 443 | 3 |
| 971/710 | 710 | 1030 | 313,5 | 140 | 220 | 7154 | 17711 | | 7,5 | 3 | 809 | 3 |
| 977/720M | 720 | 915 | 188,5 | 82 | 140 | 3334 | 8705 | | 2,3 | 4,7 | 284 | 3 |
| 977/725M | 725 | 915 | 188,5 | 82 | 140 | 3334 | 8705 | | 2,3 | 4,7 | 283 | 3 |
| 10979/800M | 800 | 1060 | 268,5 | 115 | 204 | 5383 | 15297 | | 6 | 2,5 | 604 | 3 |
| 971/800M | 800 | 1150 | 348,5 | 155 | 256 | 8089 | 20431 | | 7,5 | 3 | 1067 | 3 |
| 10979/850M | 850 | 1120 | 266 | 118 | 190 | 5901 | 16486 | | 6 | 2,5 | 650 | 3 |
| 10979/950M | 950 | 1250 | 298 | 132 | 220 | 7392 | 20816 | | 7,5 | 3 | 919 | 3 |

Double row tapered roller bearings with double cone



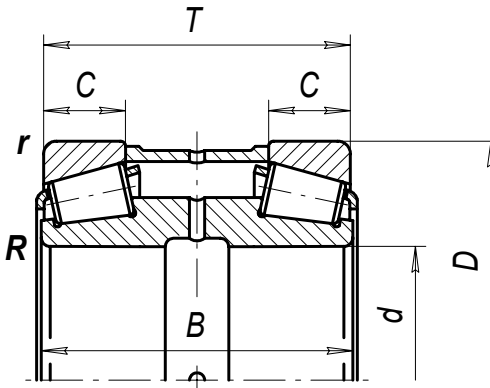
Drawing 1



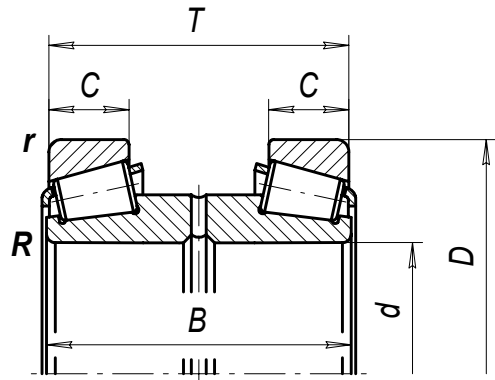
Drawing 2

| Designation | Dimensions, mm | | | | | Rated load capacity | | n_{upper}^{-1} (min^{-1}) | Chamfer radius | | Weight, kg | Drawing number |
|-------------|----------------|-------|--------|------|------|---------------------|---------|--|-----------------------|-----------------------|------------|----------------|
| | d | D | T | B | C | C (kN) | Co (kN) | | R _{min} , mm | r _{min} , mm | | |
| 697306KY | 30 | 72 | 47 | 19 | 33 | 66 | 74 | 5760 | 1,3 | 0,5 | 0,894 | 1 |
| 697510 | 50 | 90 | 54,625 | 23,5 | 45 | 126 | 193 | 4200 | 1,3 | 0,5 | 1,44 | 1 |
| 697920JI | 98,425 | 159,4 | 92 | 42 | 75,8 | 321 | 531 | 2100 | 2,5 | 0,5 | 5,55 | 2 |
| 697724JI | 120 | 188 | 96,8 | 44 | 80,5 | 370,2 | 681,6 | | 2,5 | 0,8 | 7,96 | 2 |

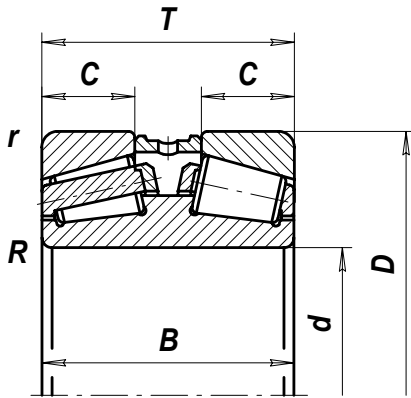
Tapered roller bearings with double cup



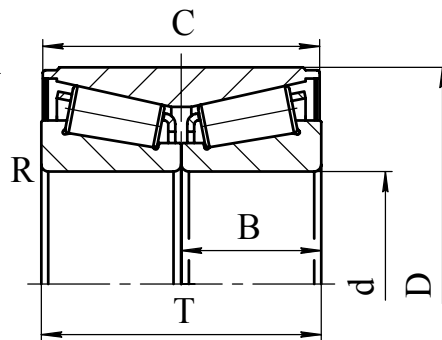
Drawing 1



Drawing 2



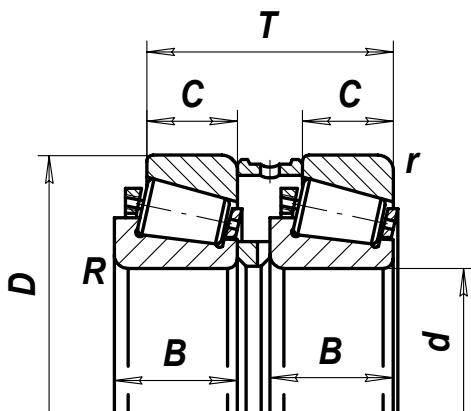
Drawing 3



Drawing 4

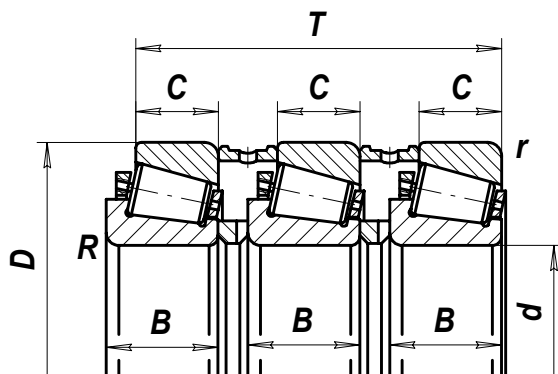
| Designation | International designation | Dimensions, mm | | | | | Rated load capacity | | n_{max} (min^{-1}) | Chamfer radius | | Weight, kg | Drawing number |
|--------------|---------------------------|----------------|---------|--------|--------|-----|---------------------|---------|---|-----------------------|-----------------------|------------|----------------|
| | | d | D | T | B | C | C (kN) | Co (kN) | | R_{min} , mm | r_{min} , mm | | |
| 6-257906C17 | | 30 | 60 | 37 | 18,5 | 37 | 63 | 82 | 4459 | 2,2 | | 0,47 | 4 |
| 847929M | | 146,075 | 241,325 | 164,25 | 165 | 41 | 610 | 1196 | 1500 | 2,3 | 3,7 | 28,8 | 1 |
| 747746M | | 230 | 330 | 202 | 196,85 | 39 | 774 | 1494 | 1000 | 1,1 | 3 | 38 | 2 |
| 847951M | BT2B 328615 | 254,025 | 422,325 | 171,2 | 160 | 68 | 2167 | 4177 | 800 | 1,3 | 2,5 | 94,3 | 1 |
| 47752M | | 260 | 420 | 169 | 170 | 70 | 1908 | 3779 | 800 | 3,7 | 3,7 | 88,5 | 2 |
| 847156J1 | | 280 | 420 | 129 | 130 | 44 | 1100 | 2300 | 640 | 3,7 | 3,7 | 61,9 | 3 |
| 847156JIM1 | | 280 | 420 | 129 | 130 | 44 | 1105 | 2344 | 640 | 3,7 | 3,7 | 66,4 | 3 |
| 847156KM | | 280 | 420 | 129 | 130 | 44 | 1246 | 2743 | 640 | 1,8 | 3,7 | 61,8 | 3 |
| 847156JIMT2 | | 280 | 420 | 129 | 130 | 44 | 1105 | 2344 | 640 | 5 | 5 | 61,9 | 3 |
| 847156JIM2 | | 280 | 420 | 129 | 130 | 44 | 1105 | 2344 | 640 | 5 | 5 | 59,7 | 3 |
| 847156KJIM | | 280 | 420 | 139 | 70 | 44 | 1105 | 2344 | 640 | 5 | 5 | 67,5 | 3 |
| 847156KJIM1 | | 280 | 420 | 149 | 69 | 44 | 1105 | 2344 | 640 | 5 | 5 | 66,3 | 3 |
| 847164JIM | | 320 | 480 | 149 | 150 | 52 | 1473 | 3264 | | 3,7 | 3,7 | 95,4 | 3 |
| 847180JIM | | 400 | 600 | 189 | 190 | 63 | 2234 | 5087 | | 4,7 | 4,7 | 184 | 3 |
| 847792M | | 460 | 730 | 199 | 200 | 86 | 4162 | 8378 | | 2,3 | 4,7 | 332 | 3 |
| 47792M | | 460 | 760 | 199 | 200 | 86 | 4162 | 8378 | | 2,3 | 4,7 | 368 | 2 |
| 40471/500M | | 500 | 720 | 217 | 185 | 75 | 2368 | 5346 | | 6 | 6 | 260 | 3 |
| 8471560XM | | 560 | 820 | 240,5 | 242 | 80 | 3638 | 9001 | | 6 | 6 | 440 | 3 |
| 8479/610 | 614609 | 609,65 | 812,88 | 189 | 190,5 | 62 | 2863 | 7410 | | 2,5 | 6 | 271,5 | 3 |
| 8477/710M | | 710 | 1150 | 378,5 | 380 | 130 | 10084 | 23389 | | 9,5 | 9,5 | 1581 | 3 |
| 48479/750M | | 750 | 1000 | 248,5 | 250 | 100 | 6074 | 17486 | | 6 | 6 | 566 | 3 |
| 8477/750M | | 750 | 1220 | 403,5 | 405 | 170 | 1465 | 3424 | | 9,5 | 9,5 | 1954 | 3 |
| 8477/800M | | 800 | 1060 | 228,5 | 230 | 89 | 5353 | 15187 | | 6 | 6 | 568 | 3 |
| 8471/900XM | | 900 | 1280 | 358 | 320 | 135 | 10623 | 28024 | | 7,5 | 7,5 | 1404 | 3 |
| 48471/1180XM | | 1180 | 1660 | 473 | 450 | 180 | 17665 | 54689 | | 9,5 | 9,5 | 3331 | 3 |

Duplex tapered roller bearings



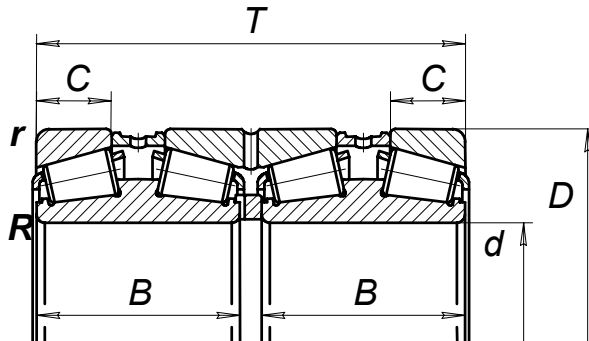
| Designation | Dimensions, mm | | | | | Rated load capacity | | $n_{\text{нред}}$ (min^{-1}) | Chamfer radius | | Weight, kg |
|-------------|----------------|-----|-----|-----|----|---------------------|------------|--|--------------------------|--------------------------|---------------|
| | d | D | T | B | C | C (kN) | C_0 (kN) | | R_{min} , MM | r_{min} , MM | |
| 1527360M | 300 | 620 | 315 | 140 | 92 | 3984 | 6996 | 450 | 7,5 | 7,5 | 402 |

Triplex tapered roller bearings for axle box



| Designation | Dimensions, mm | | | | | Rated load capacity | | $n_{пред}$ (min^{-1}) | Chamfer radius | | Weight, kg |
|-------------|----------------|-----|-----|-----|----|---------------------|---------|------------------------------|-------------------|-------------------|---------------|
| | d | D | T | B | C | C (kN) | Co (kN) | | R_{min} , MM | r_{min} , MM | |
| 1327360M | 300 | 620 | 475 | 140 | 92 | 5461 | 10494 | 350 | 7,5 | 7,5 | 611 |

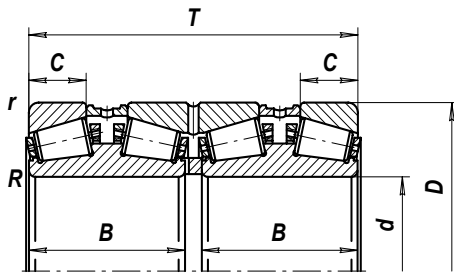
Four row tapered roller bearings



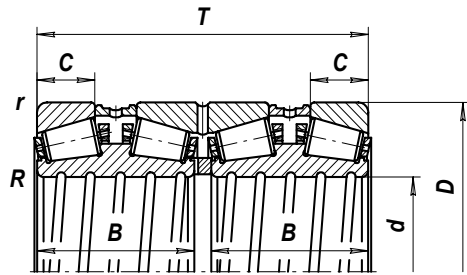
| Designation | Dimensions, mm | | | | | Rated load capacity | | n _{пред} (min ⁻¹) | Chamfer radius | | Weight, kg |
|-------------|----------------|---------|---------|---------|--------|---------------------|---------------------|---|-----------------------|-----------------------|------------|
| | d | D | T | B | C | C (kN) | C ₀ (kN) | | R _{min} , mm | r _{min} , mm | |
| 77930M | 152,4 | 222,25 | 174,625 | 83,6 | 35 | 930 | 2319 | 1000 | 2,5 | 2,5 | 22,6 |
| 77140XM | 200 | 310 | 200 | 93 | 36,5 | 1440 | 3000 | 730 | 2 | 2 | 53,1 |
| 2077140M | 200 | 310 | 273,5 | 132 | 56 | 1875 | 4565 | 730 | 2,5 | 2,5 | 75,8 |
| 77741M | 205 | 320 | 203,5 | 96 | 36 | 1355 | 2664 | 700 | 3 | 3 | 55,81 |
| 2077144JIM | 220 | 340 | 303,5 | 146,5 | 59 | 2253 | 5230 | 660 | 4 | 4 | 104 |
| 2077148M | 240 | 360 | 308,5 | 149 | 62 | 2313 | 5853 | 600 | 3 | 3 | 108,7 |
| 77748M | 240 | 410 | 268,5 | 128 | 50 | 2479 | 4955 | 570 | 3,7 | 3,7 | 144 |
| 77951 | 254 | 358,78 | 269,88 | 130,1 | 54 | 2210 | 6020 | 570 | 3 | 3 | 84,7 |
| 77752M | 260 | 400 | 253,5 | 119 | 47 | 2048 | 4775 | 550 | 3,7 | 7,5 | 111 |
| 77752JIM | 260 | 400 | 253,5 | 119 | 47 | 2048 | 4775 | 550 | 5 | 10 | 147 |
| 2077152M | 260 | 400 | 343,5 | 167,2 | 71 | 2943 | 7321 | 550 | 3,7 | 3,7 | 151 |
| 77752XM | 260 | 440 | 298,5 | 140 | 50 | 3077 | 6982 | 510 | 2,3 | 4,7 | 164 |
| 77752XJIM | 260 | 440 | 298,5 | 140 | 50 | 2210 | 4570 | 600 | 2,3 | 4,7 | 178,7 |
| 77752XJIM1 | 260 | 440 | 300 | 140 | 55 | 2600 | 5500 | 600 | 2,3 | 4,7 | 182 |
| 77752XJIM2 | 260 | 440 | 300 | 140 | 55 | 2600 | 5500 | 600 | 3 | 6 | 187 |
| 77953XM | 266,7 | 355,6 | 228,7 | 111 | 45 | 1570 | 4580 | 590 | 1,3 | 2,5 | 62,5 |
| 2077156M | 280 | 420 | 343,5 | 165,5 | 71 | 3111 | 7645 | 520 | 3,7 | 3,7 | 159 |
| 2077156JIM | 280 | 420 | 343,5 | 165,5 | 71 | 3100 | 7650 | 600 | 3,7 | 3,7 | 166,5 |
| 1077756M | 280 | 460 | 322,5 | 154 | 62 | 3187 | 7067 | 480 | 4,7 | 4,7 | 193 |
| 77856M | 280 | 500 | 313,5 | 150 | 60 | 3424 | 6962 | 490 | 4,7 | 4,7 | 254 |
| 3077256M | 280 | 520 | 338,5 | 156 | 62 | 3603 | 7357 | 460 | 4,7 | 4,7 | 304 |
| 77757M | 285 | 410 | 245 | 112,2 | 42 | 2177 | 5435 | 500 | 3 | 3 | 104,5 |
| 2077960XM | 300 | 420 | 288,5 | 137 | 56 | 2600 | 7406 | 500 | 3 | 3 | 123 |
| 2077160M | 300 | 460 | 388,5 | 188 | 82 | 3669 | 9529 | 470 | 3,7 | 3,7 | 238 |
| 77760M | 300 | 500 | 348,5 | 165 | 64 | 3326 | 7371 | 450 | 4,7 | 4,7 | 259 |
| 77961XM | 304,7 | 438,1 | 278,5 | 135 | 54 | 2751 | 7243 | 490 | 2,3 | 3,7 | 136 |
| 330758BG | 304,902 | 412,648 | 266,7 | 128,588 | 53,975 | 2700 | 7200 | | 4 | 3,3 | 100,6 |
| 2077164M | 320 | 480 | 388,5 | 188 | 82 | 3783 | 10107 | | 3,7 | 3,7 | 242 |
| 77766M | 330 | 580 | 358,5 | 172 | 68 | 4619 | 9806 | | 4,7 | 4,7 | 408 |
| 77868XM1 | 340 | 510 | 420 | 203 | 83 | 5250 | 13695 | | 3 | 6 | 296,4 |
| 77168M | 340 | 520 | 323,5 | 155 | 63 | 3413 | 7843 | | 4,7 | 4,7 | 233 |
| 77968XM | 343,1 | 457,1 | 252,5 | 122,2 | 49,212 | 2257 | 7081 | | 1,3 | 3 | 116,8 |
| 77968XM2 | 343,052 | 457,098 | 252,5 | 122,238 | 49,212 | 2394 | 6744 | | 2 | 3 | 110,4 |
| 777770M | 350 | 590 | 418,5 | 200 | 80 | 5024 | 11827 | | 2,3 | 4,7 | 473 |
| 77172XM | 360 | 540 | 323,5 | 155 | 60 | 3557 | 8715 | | 4,7 | 4,7 | 247 |
| 3077776M | 380 | 620 | 386,5 | 184 | 75 | 4555 | 10532 | | 4,7 | 4,7 | 448 |
| 1077776M | 380 | 620 | 418,5 | 200 | 76 | 5442 | 12373 | | 4,7 | 4,7 | 515 |
| 77976M | 381 | 571,5 | 309,5 | 150 | 60 | 3364 | 8681 | | 4,7 | 4,7 | 279 |

| Designation | Dimensions, mm | | | | | Rated load capacity | | n_{npet} (min^{-1}) | Chamfer radius | | Weight, kg |
|-------------|----------------|-------|---------|---------|---------|---------------------|---------|------------------------------|--------------------------|--------------------------|---------------|
| | d | D | T | B | C | C (kN) | Co (kN) | | R _{min} , MM | r _{min} , MM | |
| 77779XM | 395 | 545 | 287,5 | 120 | 55 | 3161 | 9390 | | 1,8 | 3,7 | 198 |
| 77779XKM1 | 395 | 545 | 287,5 | 120 | 55 | 3460 | 9200 | | 2,5 | 5 | 196 |
| 77880XM | 400 | 540 | 278,5 | 130 | 48 | 2578 | 7479 | | 3,7 | 3,7 | 177 |
| 77184JIM | 420 | 620 | 354,5 | 170 | 67 | 4547 | 11614 | | 4,7 | 4,7 | 412 |
| 1077284XM | 420 | 760 | 498,5 | 240 | 100 | 8760 | 19857 | | 7,5 | 7,5 | 1057 |
| 77888XM | 440 | 580 | 360 | 174 | 73 | 4720 | 15300 | | 2,5 | 4 | 251 |
| 77888XM1 | 440 | 580 | 360 | 174 | 73 | 4720 | 15300 | | 2,5 | 4 | 252 |
| 77888XM2 | 440 | 580 | 360 | 174 | 73 | 4720 | 15300 | | 2,5 | 4 | 251 |
| 1077988M | 440 | 600 | 318,5 | 151 | 58 | 3526 | 9517 | | 3,7 | 3,7 | 253 |
| 77788M | 440 | 650 | 353,5 | 172 | 67 | 5074 | 12535 | | 4,7 | 6 | 410 |
| 777792M | 460 | 730 | 438,5 | 210 | 80 | 6536 | 15902 | | 3,7 | 7,5 | 672 |
| 1077792XM | 460 | 760 | 518,5 | 250 | 99 | 9386 | 22528 | | 7,5 | 7,5 | 1061 |
| 1077996M | 480 | 650 | 336,5 | 159 | 60 | 3666 | 10309 | | 4,7 | 4,7 | 304 |
| 77796XA | 480 | 700 | 418,5 | 196 | 80 | 6639 | 18199 | | 6 | 6 | 563,2 |
| 77196M | 480 | 700 | 418,5 | 200 | 80 | 6284 | 16620 | | 6 | 6 | 544 |
| 1077796M | 480 | 790 | 528,5 | 256 | 101 | 9598 | 23517 | | 7,5 | 7,5 | 1074 |
| 771/500M | 500 | 720 | 418,5 | 202 | 82 | 6397 | 17187 | | 6 | 6 | 564 |
| 771/500XM1 | 500 | 720 | 418,5 | 202 | 82 | 6397 | 17187 | | 8 | 8 | 572 |
| 10777/500M1 | 500 | 830 | 568,5 | 272 | 104 | 10871 | 26460 | | 7,5 | 7,5 | 1271 |
| 331157BG | 514,35 | 673,1 | 422,275 | 211,138 | 105,569 | 7210 | 21600 | | 3,3 | 6,4 | 399 |
| 778/520M | 520 | 950 | 578 | 282 | 118 | 13602 | 31013 | | 7,5 | 7,5 | 1910 |
| 779/530XM | 530 | 710 | 398 | 188 | 78 | 6109 | 19640 | | 1,5 | 5 | 435 |
| 778/530XMY | 530 | 780 | 450 | 213 | 85 | 8381 | 22968 | | 5 | 5 | 778 |
| 30777/530M | 530 | 880 | 542 | 260 | 100 | 9982 | 23867 | | 7,5 | 7,5 | 1320 |
| 777/533M | 533 | 810 | 448 | 208 | 78 | 8023 | 19498 | | 6 | 6 | 791 |
| 778/540 | 540 | 690 | 400 | 190 | 78 | 5290 | 17750 | | 3 | 6 | 368,5 |
| 778/540JIM2 | 540 | 690 | 400 | 190 | 78 | 5420 | 18460 | | 3 | 6 | 373 |
| 10777/560M1 | 560 | 920 | 618 | 300 | 115 | 13750 | 32790 | | 7,5 | 7,5 | 1656 |
| 779/600M | 600 | 800 | 363 | 172,5 | 70 | 5909 | 18367 | | 4,7 | 4,7 | 537 |
| 777/620M | 620 | 800 | 363 | 171,5 | 71 | 6038 | 18971 | | 2,3 | 4,7 | 481 |
| 777/620M1 | 620 | 800 | 363 | 171,5 | 71 | 6038 | 18971 | | 3 | 6 | 482 |
| 779/630XM | 630 | 850 | 424 | 200 | 78 | 7524 | 22754 | | 3 | 6 | 690 |
| 771/630 | 630 | 920 | 513 | 245 | 94 | 10000 | 28013 | | 7,5 | 7,5 | 1156 |
| 777/645M1 | 645 | 1030 | 558 | 273 | 113 | 15140 | 37230 | | 7,5 | 12 | 1859 |
| 777/647M | 647 | 1030 | 558 | 273 | 113 | 14704 | 35801 | | 7,5 | 12 | 1845 |
| 777/650M | 650 | 1030 | 558 | 273 | 113 | 14704 | 35801 | | 7,5 | 12 | 1831 |
| 778/660M | 660 | 855 | 318 | 152 | 60 | 5472 | 15975 | | 3,7 | 7,5 | 470 |
| 777/660M | 660 | 1070 | 648 | 312 | 135 | 16472 | 40390 | | 7,5 | 7,5 | 2233 |
| 10777/670M2 | 670 | 1090 | 708 | 342 | 135 | 18162 | 46854 | | 7,5 | 7,5 | 2654 |
| 10777/742M | 742 | 1220 | 838 | 405 | 170 | 25054 | 68270 | | 9,5 | 9,5 | 3907 |
| 778/750M | 750 | 1090 | 578 | 279 | 111 | 13437 | 38488 | | 7,5 | 7,5 | 1799 |
| 777/750M | 750 | 1130 | 688 | 330 | 130 | 17290 | 49699 | | 7,5 | 7,5 | 2480 |
| 10777/750M | 750 | 1220 | 838 | 405 | 170 | 25119 | 68498 | | 9,5 | 9,5 | 3917 |
| 10777/842XM | 842 | 1360 | 910 | 440 | 182 | 28084 | 77802 | | 12 | 12 | 5218 |
| 10777/850XM | 850 | 1360 | 910 | 440 | 182 | 28142 | 78009 | | 12 | 12 | 5208 |
| 778/1000M | 1000 | 1420 | 800 | 385 | 160 | 26433 | 81665 | | 7,5 | 7,5 | 4187 |
| 777/1000 | 1000 | 1580 | 800 | 385 | 150 | 27192 | 76267 | | 12 | 12 | 922 |
| 778/1320 | 1320 | 1850 | 1027 | 500 | 205 | 40906 | 137758 | | 9,5 | 9,5 | 8916 |

Four row tapered roller bearings with sectional cage



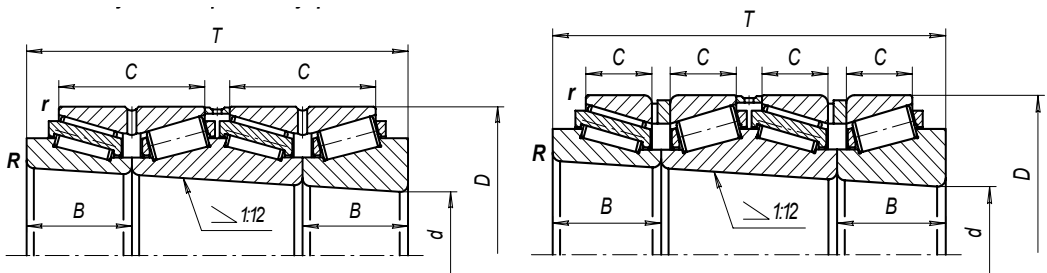
Drawing 1



Drawing 2

| Designation | Dimensions, mm | | | | | Rated load capacity | | n _{пред} (min ⁻¹) | Chamfer radius | | Weight, kg | Drawing number |
|-------------|----------------|-------|--------|-------|--------|---------------------|---------------------|---|-----------------------|-----------------------|------------|----------------|
| | d | D | T | B | C | C (kN) | C ₀ (kN) | | R _{min} , mm | Γ _{min} , mm | | |
| 787756XM | 280 | 420 | 278,5 | 130 | 52 | 2635 | 6625 | 520 | 1,3 | 3,7 | 133 | 1 |
| 787768XM | 340 | 520 | 398,5 | 190 | 77 | 4773 | 13154 | | 4,7 | 4,7 | 313 | 1 |
| 777/431M | 431,8 | 571,5 | 336,55 | 161,9 | 66,675 | 3819 | 11933 | | 8,7 | 8,7 | 229,5 | 2 |
| 777/431TM1 | 431,8 | 571,5 | 336,55 | 161,9 | 66,675 | 3819 | 11933 | | 8,7 | 8,7 | 229,5 | 2 |
| 787196XM | 480 | 700 | 418,5 | 196 | 80 | 6551 | 17891 | | 6 | 6 | 528 | 2 |
| 787196XKM | 480 | 700 | 418,5 | 200 | 80 | 6551 | 17891 | | 8 | 8 | 524 | 2 |

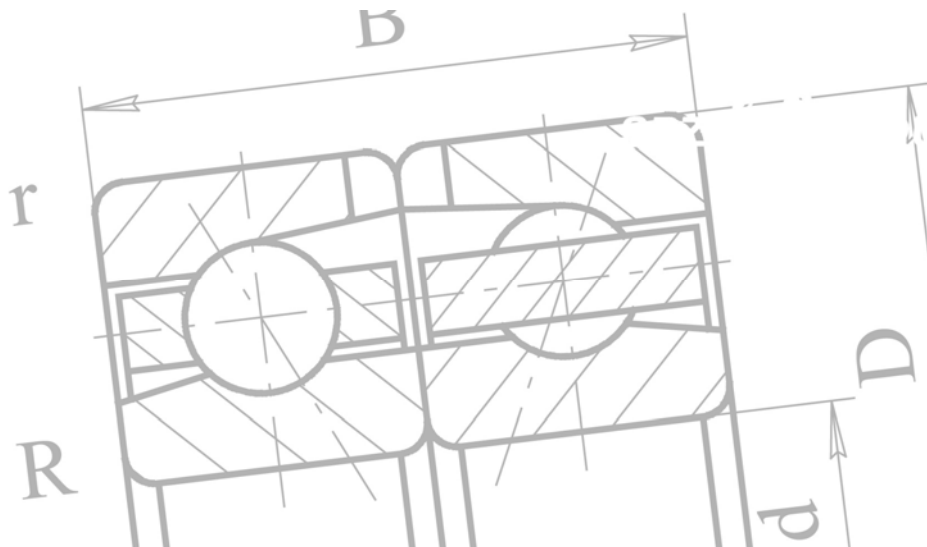
Ur row tapered roller bearings with tapered bore on cone



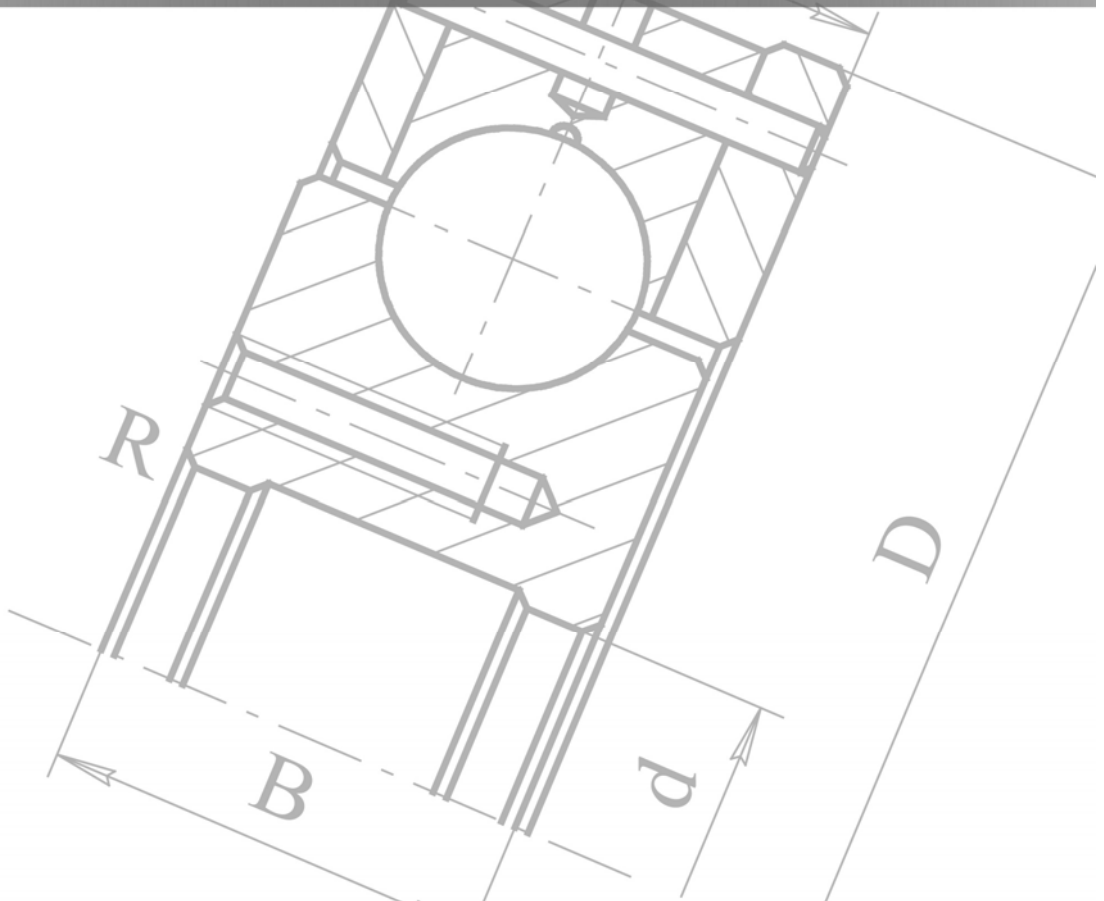
Drawing 1

Drawing 2

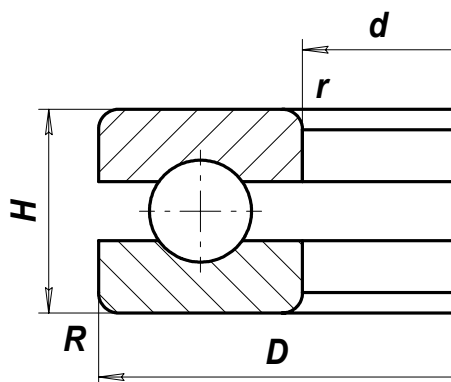
| Designation | Dimensions, mm | | | | | Rated load capacity | | $n_{пред}^{-1}$ (min^{-1}) | Chamfer radius | | Weight, kg | Drawing number |
|-------------|----------------|-----|-------|-------|-----|---------------------|---------|-----------------------------------|-----------------------|-----------------------|------------|----------------|
| | d | D | T | B | C | C (kN) | Co (kN) | | R _{min} , mm | r _{min} , mm | | |
| 477752JIM | 260 | 440 | 328,5 | 87 | 128 | 2759 | 6583 | 500 | 3,7 | 1,3 | 195 | 1 |
| 477752XM | 260 | 440 | 328,5 | 87 | 128 | 2759 | 6583 | 500 | 3,7 | 1,3 | 195 | 1 |
| 477756XM | 280 | 420 | 278,5 | 72 | 105 | 2311 | 5875 | 500 | 3,7 | 1,3 | 141 | 1 |
| 577768XM | 340 | 520 | 398,5 | 103 | 70 | 4005 | 10629 | | 4,7 | 1,8 | 282 | 2 |
| 477780J | 400 | 540 | 278,5 | 72 | 104 | 2766 | 8222 | | 3,7 | 1,3 | 174 | 1 |
| 577796XM | 480 | 700 | 418,5 | 110 | 77 | 5443 | 15357 | | 6 | 2,5 | 492 | 2 |
| 577796XM1 | 480 | 700 | 428,5 | 120,5 | 78 | 5440 | 15360 | | 6 | 2,5 | 549,3 | 2 |
| 577796XM2 | 480 | 700 | 418,5 | 110 | 77 | 5900 | 17160 | | 6 | 2,5 | 511 | 2 |



Angular contact and thrust ball bearings

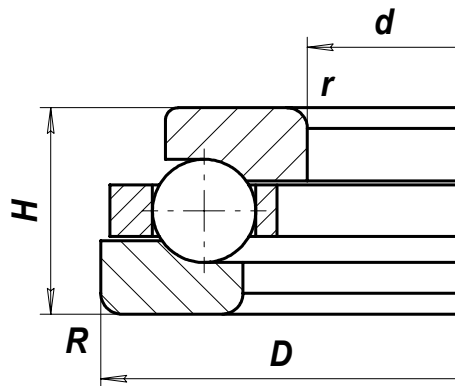


Thrust ball bearings



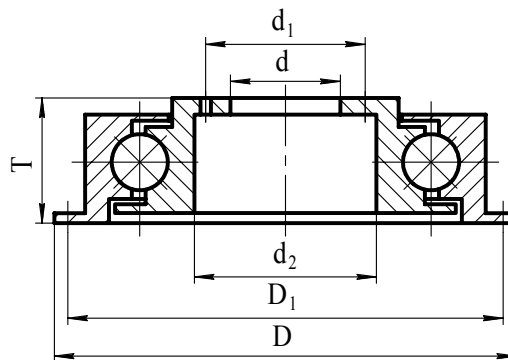
| International designation | Dimensions, mm | | | Rated load capacity | | Chamfer radius | | Weight, kg |
|---------------------------|----------------|------|-----|---------------------|---------|-----------------------|-----------------------|------------|
| | d | D | H | C (kN) | Co (kN) | R _{min} , mm | r _{min} , mm | |
| 351006A | 1250 | 1500 | 150 | 1430 | 16000 | 6 | 6 | 465 |
| 99-2550 | 2045 | 2215 | 100 | 575 | 2282 | 3 | 3 | 430 |

Angular contact ball bearings



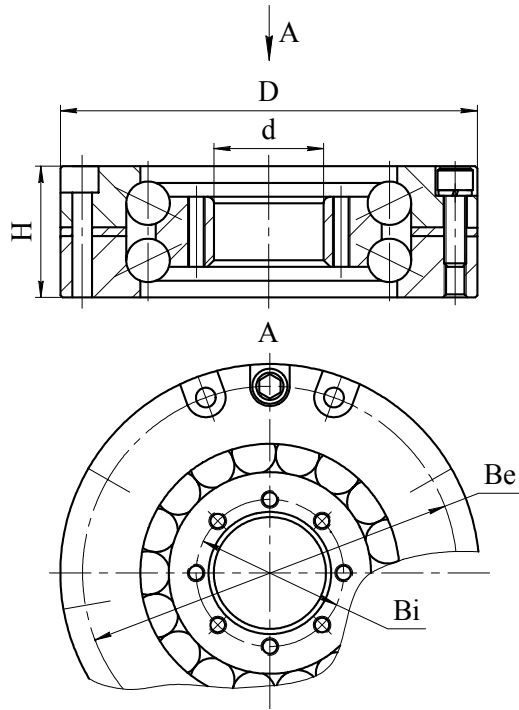
| Designation | Dimensions, mm | | | Rated load capacity | | Chamfer radius | | Weight, kg |
|---------------|----------------|-----|-----|---------------------|---------|----------------|----------------|------------|
| | d | D | B | C (kN) | Co (kN) | R_{min} , MM | r_{min} , MM | |
| 168762 | 310 | 510 | 100 | 4275 | 3214 | 2,3 | 2,3 | 55,5 |
| 31688 / 630XK | 630 | 780 | 112 | 4000 | 5190 | 4 | 4 | 96,4 |
| 91682 / 670XK | 670 | 900 | 140 | 7327 | 8137 | 6 | 6 | 183 |

Special design single row ball bearings

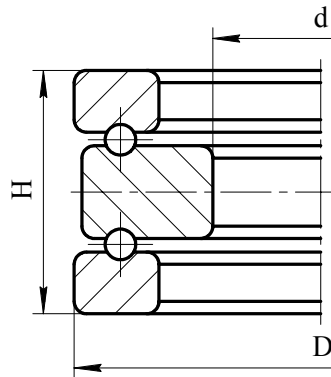


| International designation | Dimensions, mm | | | | | | Rated load capacity | | Weight, kg |
|---------------------------|----------------|------|------|------|------|----|---------------------|---------|------------|
| | d | d1 | d2 | D | D1 | T | C (kN) | Co (kN) | |
| 198 / 1094 | 984 | 1012 | 1055 | 1198 | 1170 | 56 | 226 | 738 | 72,9 |

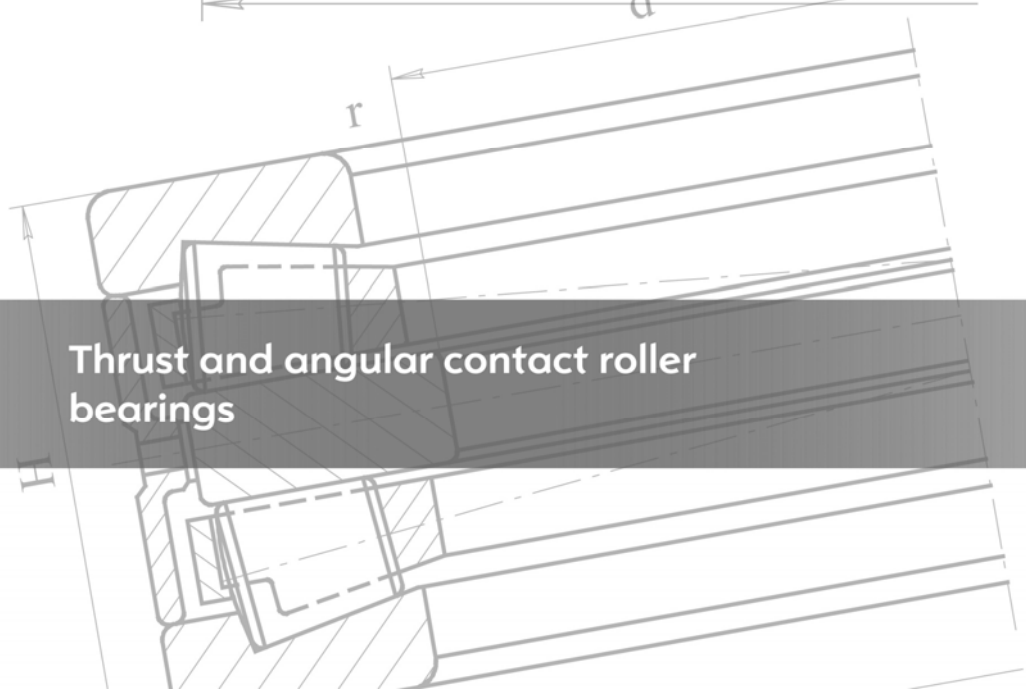
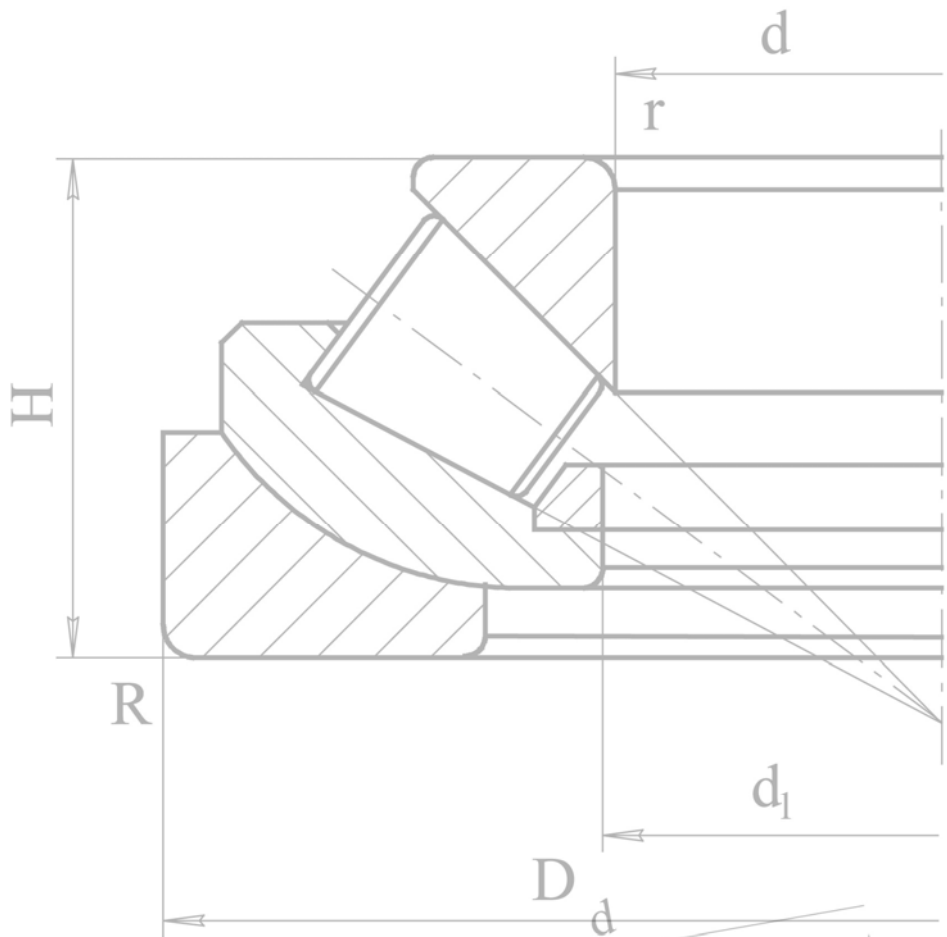
Double-row angular contact ball bearings



| Designation | Dimensions, mm | | | | | Rated load capacity | | Chamfer radius | | Weight, kg |
|---------------|----------------|------|----|-------|-------|---------------------|------------|----------------|----------------|------------|
| | d | D | H | B_i | B_e | C (kN) | C_o (kN) | R_{min} , MM | r_{min} , MM | |
| 38MP225.10.00 | 1190 | 1330 | 60 | 1210 | 1310 | 480 | 2188 | 2,5 | 2,5 | 91,7 |

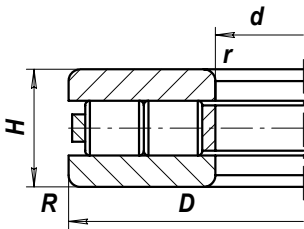
Double direction thrust ball bearing

| Designation | Dimensions, mm | | | Rated load capacity | | Chamfer radius | | Weight, kg |
|----------------|----------------|-----|-------|---------------------|---------|--------------------------|--------------------------|------------|
| | d | D | H | C (kN) | Co (kN) | R _{min} , MM | r _{min} , MM | |
| 8944.53.81.450 | 705 | 760 | 78,84 | 172 | 1152 | 4 | 4 | 41,8 |

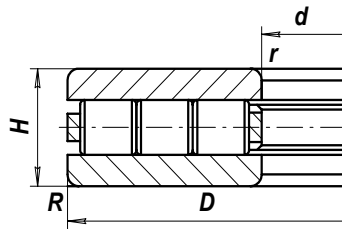


Thrust and angular contact roller bearings

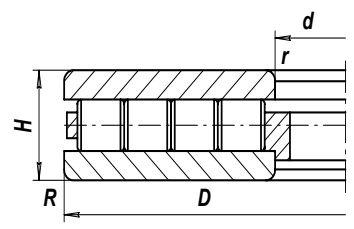
Cylindrical roller thrust bearings



Drawing 1



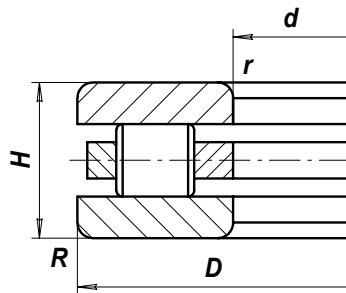
Drawing 2



Drawing 3

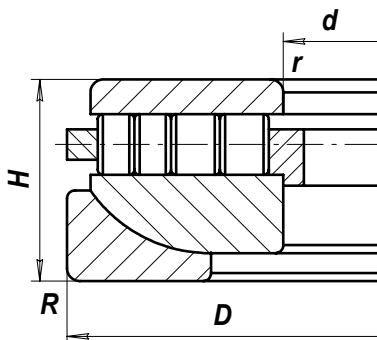
| Designation | Dimensions, mm | | | Rated load capacity | | Chamfer radius | | Weight, kg | Drawing number |
|-------------|----------------|--------|--------|---------------------|---------|--------------------------|--------------------------|------------|----------------|
| | d | D | H | C (kN) | Co (kN) | R _{min} , MM | r _{min} , MM | | |
| 889736 | 180 | 300 | 73 | 992,7 | 1883 | 3 | 3 | 22,5 | 1 |
| 889752AX | 260 | 540 | 132 | 4200 | 7911 | 8 | 6 | 166 | 2 |
| 889752X1 | 260 | 540 | 132 | 4199 | 7910 | 8 | 6 | 172,7 | 2 |
| 889852X1 | 260 | 580 | 145 | 5386 | 10139 | 8 | 6 | 214 | 2 |
| 889764X | 320 | 900 | 230 | 13937 | 27970 | 7,5 | 7,5 | 860 | 3 |
| 9889468K | 340 | 620 | 170 | 5193 | 9417 | 10 | 7,5 | 246 | 2 |
| 9009580X | 400 | 850 | 272 | 9159 | 17669 | 12 | 12 | 830 | 1 |
| 9889492X | 460 | 800 | 206 | 5944 | 15181 | 9,5 | 9,5 | 505 | 2 |
| 9889492X1 | 460 | 800 | 206 | 5943 | 15181 | 9,5 | 9,5 | 505 | 2 |
| 8899/559 | 558,8 | 1066,8 | 286,13 | 4750 | 10700 | 7,5 | 7,5 | 1366 | 2 |

Cylindrical roller thrust bearings



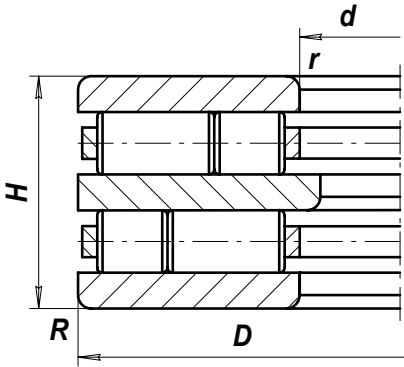
| Designation | Dimensions, mm | | | Rated load capacity | | Chamfer radius | | Weight, kg |
|-------------|----------------|------|-----|---------------------|---------|-----------------------|-----------------------|------------|
| | d | D | H | C (kN) | Co (kN) | R _{min} , MM | r _{min} , MM | |
| 8097/1800X | 1800 | 1950 | 160 | 2142 | 22350 | 3,7 | 3,7 | 532 |

Trust bearings with aligning seat washer

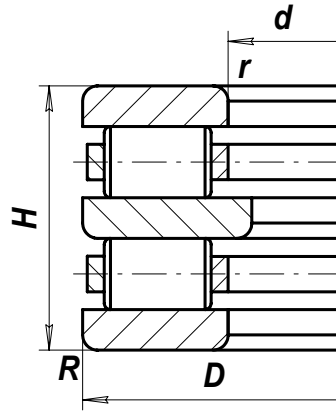


| Designation | Dimensions, mm | | | Rated load capacity | | Chamfer radius | | Weight, kg |
|-------------|----------------|-----|-----|---------------------|---------|--------------------------|--------------------------|------------|
| | d | D | H | C (kN) | Co (kN) | R _{min} , MM | r _{min} , MM | |
| 969961 | 305 | 455 | 110 | 1273 | 3296 | 3 | 3 | 68 |

Duplex thrust bearings with cylindrical rollers



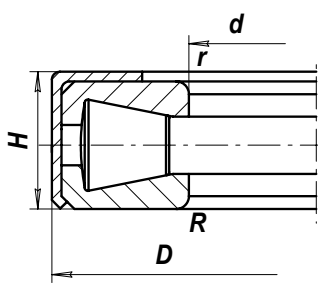
Drawing 1



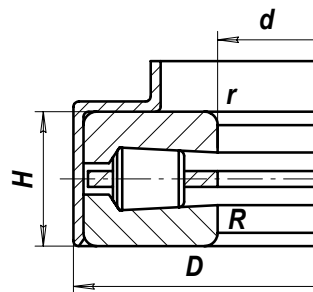
Drawing 2

| Designation | Dimensions, mm | | | Rated load capacity | | Chamfer radius | | Weight, kg | Drawing number |
|-------------|----------------|-----|-----|---------------------|---------|-----------------------|-----------------------|------------|----------------|
| | d | D | H | C (kN) | Co (kN) | R _{min} , MM | r _{min} , MM | | |
| 89739K | 155 | 280 | 105 | 1380 | 2550 | 2,5 | 2,5 | 26,3 | 1 |
| 89752K | 220 | 370 | 140 | 2400 | 4800 | 2 | 2 | 57 | 1 |
| 89764K | 270 | 430 | 165 | 3350 | 7500 | 2 | 2 | 82,3 | 1 |
| 597/750 | 710 | 950 | 290 | 5200 | 10600 | 6 | 6 | 648 | 2 |

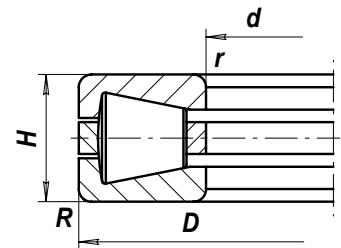
Tapered roller thrust bearings



Drawing 1



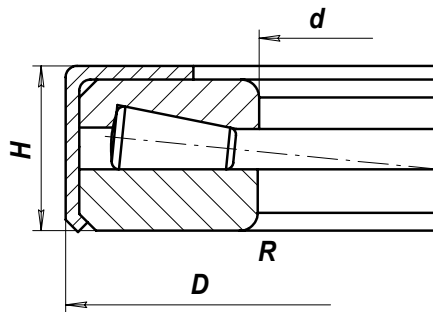
Drawing 2



Drawing 3

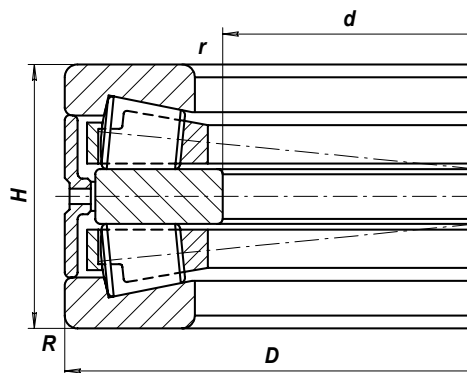
| Designation | International designation | Dimensions, mm | | | Rated load capacity | | Chamfer radius | | Weight, kg | Drawing number |
|-------------|---------------------------|----------------|------|-------|---------------------|---------|-----------------------|-----------------------|------------|----------------|
| | | d | D | H | C (kN) | Co (kN) | R _{min} , MM | r _{min} , MM | | |
| 29903K | | 16 | 41,3 | 12,7 | 29,8 | 60,1 | 1 | | 0,087 | 1 |
| 99905 | | 26 | 50 | 16 | 23,9 | 42,7 | 1,3 | 0,5 | 0,135 | 2 |
| 29908K1 | | 38,4 | 72,9 | 21,34 | 90 | 227,6 | 1,3 | | 0,393 | 1 |
| 19744XY | 351148B | 220 | 500 | 125 | 3700 | 8092 | 7,5 | 2,3 | 133,5 | 3 |
| 9019452A | | 260 | 480 | 132 | 3772 | 7111 | 6 | 6 | 110 | 3 |
| 19752XY | | 260 | 580 | 145 | 4938 | 11050 | 9,5 | 3 | 217,9 | 3 |
| 19760XY | | 300 | 670 | 170 | 6522 | 15074 | 7,5 | 7,5 | 342 | 3 |
| 9019464K | | 320 | 580 | 155 | 4302 | 7701 | 7,5 | 7,5 | 191 | 3 |
| 9019476K | | 380 | 670 | 175 | 5397 | 10175 | 7,5 | 7,5 | 285 | 3 |

Tapered rollers thrust bearings with banded rollers



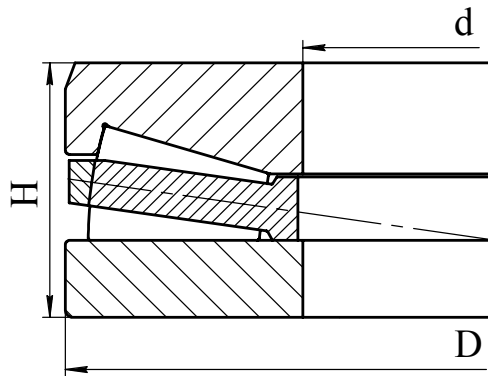
| Designation | Dimensions, mm | | | Rated load capacity | | Chamfer radius R_{\min} , MM | Weight, kg |
|-------------|----------------|------|------|---------------------|---------|--------------------------------------|---------------|
| | d | D | H | C (kN) | Co (kN) | | |
| 29910K | 50 | 78,6 | 17,5 | 91,2 | 157 | 1 | 0,333 |
| 229910K | 50,2 | 81 | 15,9 | 105 | 371 | 1 | 0,337 |

Duplex tapered roller thrust bearings



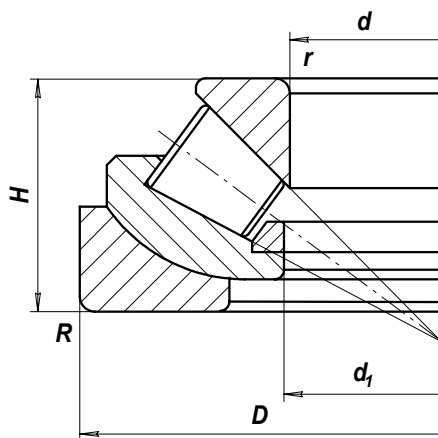
| Designation | Dimensions, mm | | | Rated load capacity | | Chamfer radius | | Weight, kg |
|-------------|----------------|-----|-----|---------------------|---------|-----------------------|-----------------------|------------|
| | d | D | H | C (kN) | Co (kN) | R _{min} , MM | r _{min} , MM | |
| 189757M | 285 | 420 | 110 | 985 | 5170 | 1,5 | 1,5 | 55 |
| 189772XM | 360 | 520 | 136 | 1397 | 7450 | 2,5 | 2,5 | 98 |
| 189892M | 460 | 660 | 172 | 2253 | 12590 | 3 | 8 | 199 |
| 749794JI | 470 | 720 | 210 | 3414 | 17635 | 2,3 | 3,7 | 311 |

Tapered roller thrust bearings



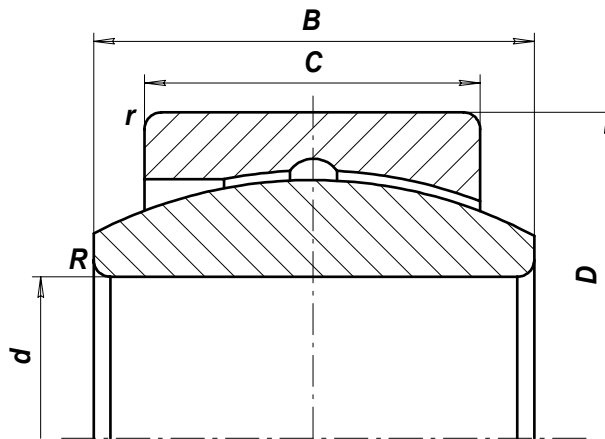
| Designation | Dimensions, mm | | | Rated load capacity | | Chamfer radius | | Weight, kg |
|-------------|----------------|-----|-----|---------------------|---------|--------------------------|--------------------------|------------|
| | d | D | H | C (kN) | Co (kN) | R _{min} , MM | r _{min} , MM | |
| 49742 | 210 | 460 | 150 | 3107 | 11290 | 12 | 12 | 139,7 |

Angular contact roller bearing with spherical support

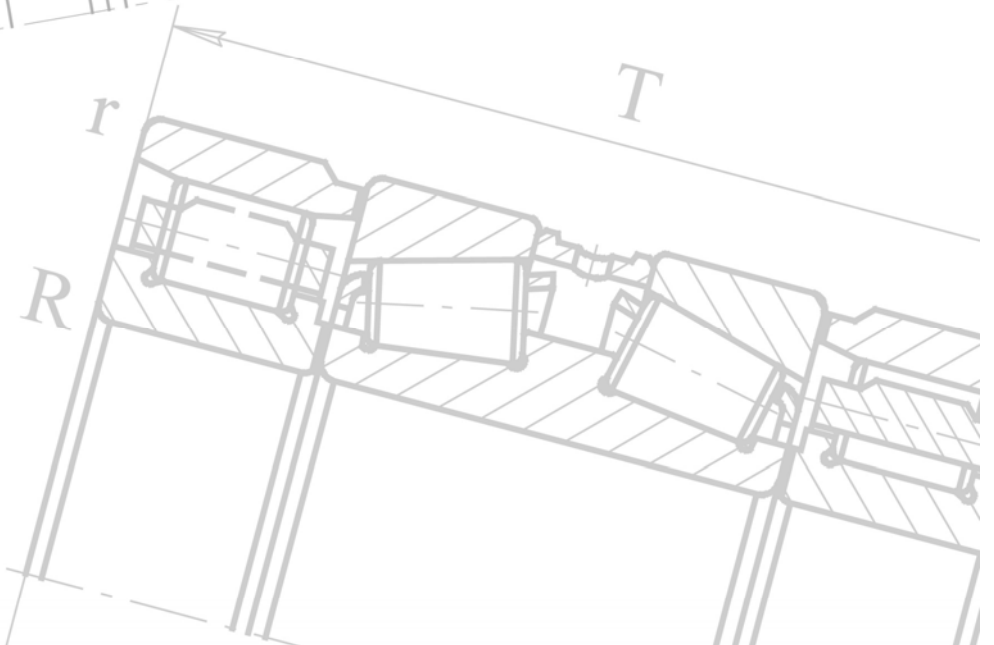
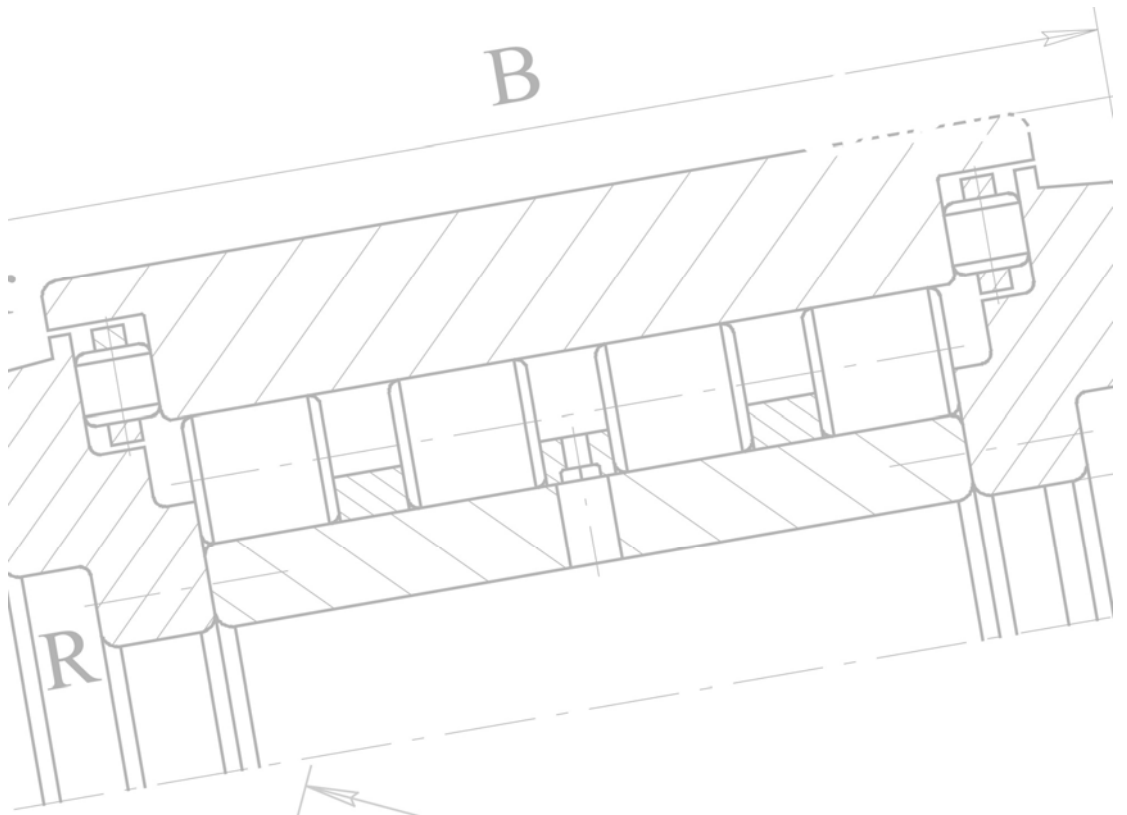


| Designation | Dimensions, mm | | | | Rated load capacity | | Chamfer radius | |
|-------------|----------------|-----|-----|-----|---------------------|---------|--------------------------|--------------------------|
| | d | d1 | D | H | C (kN) | Co (kN) | R _{min} , MM | r _{min} , MM |
| 969452A | 260 | 261 | 480 | 132 | 1273 | 3296 | 6 | 6 |

Hinged bearing

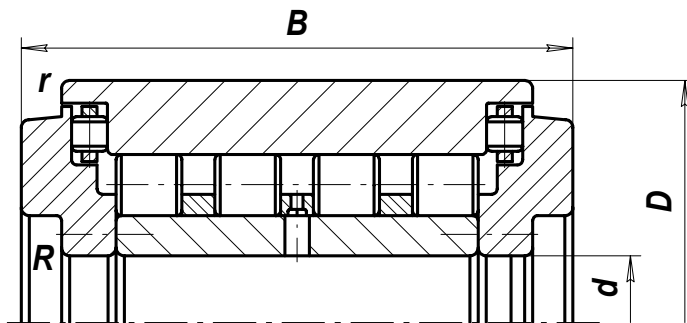


| Designation | Dimensions, mm | | | | Chamfer radius | | Weight, kg |
|--------------|----------------|-----|-----|-----|-----------------|-----------------|------------|
| | d | D | B | C | R_{\min} , MM | r_{\min} , MM | |
| 1-IIIIC160K | 160 | 230 | 105 | 80 | 2,5 | 2 | 13,5 |
| 1-IIIIC320K1 | 320 | 440 | 160 | 135 | 1,1 | 3 | 78 |



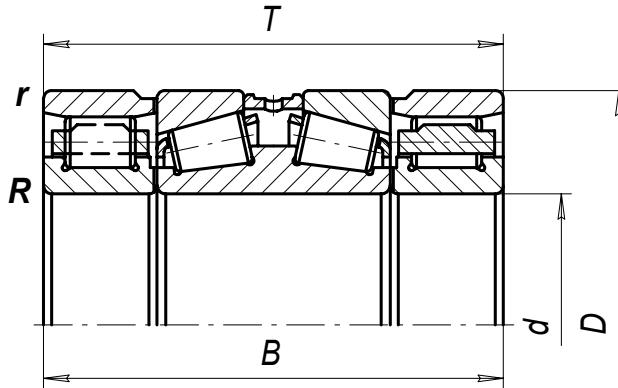
Bearing combinations

Bearings with short cylindrical rollers



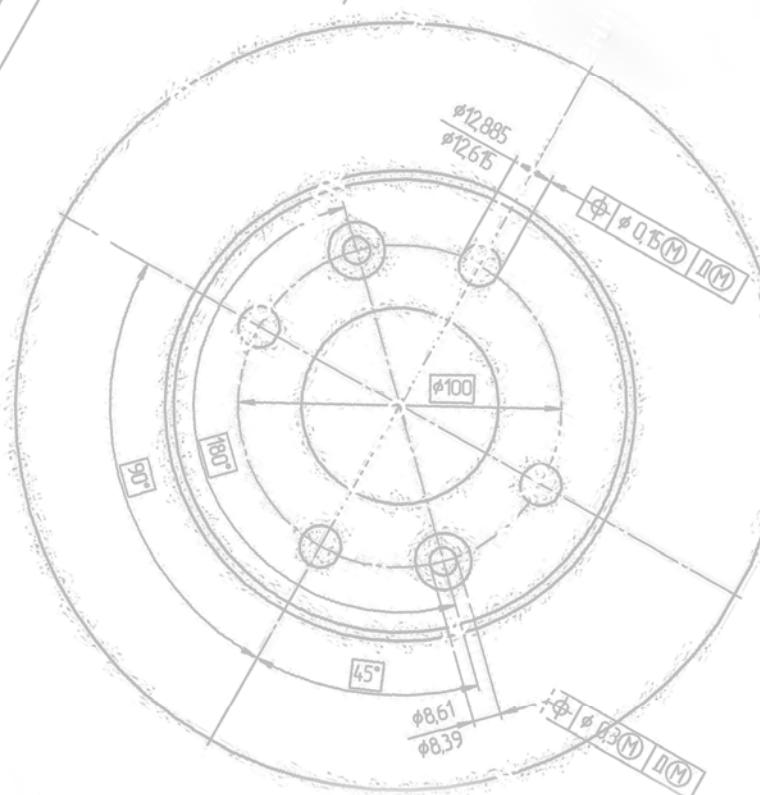
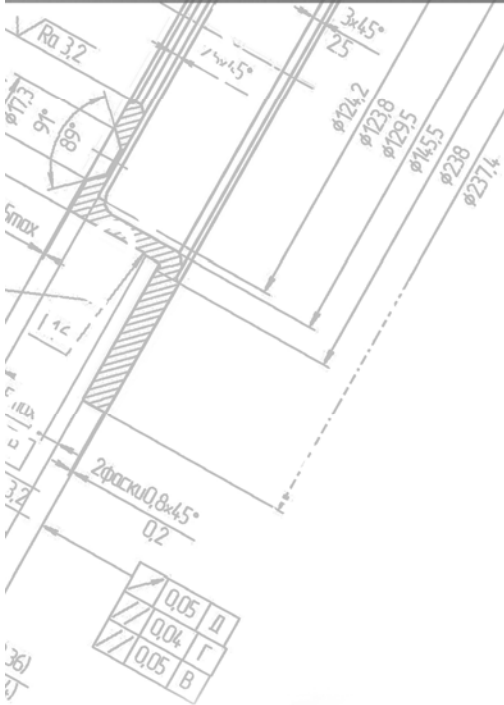
| Designation | Dimensions, mm | | | Rated load capacity | | Chamfer radius | | Weight, kg |
|-------------|----------------|-----|-----|---------------------|---------|--------------------------|--------------------------|------------|
| | d | D | B | C (kN) | Co (kN) | R _{min} , MM | r _{min} , MM | |
| 612888K | 440 | 800 | 512 | 7835 | 21250 | 1,8 | 3,7 | 1223 |

Double-row roller bearings combination



| Designation | Dimensions, mm | | | | Rated load capacity | | $n_{пред-1}$ (min ⁻¹) | Chamfer radius | | Weight, kg |
|-------------|----------------|-----|-------|-------|---------------------|---------|--------------------------------------|-------------------|-------------------|---------------|
| | d | D | T | B | C (kN) | Co (kN) | | R_{min} , MM | r_{min} , MM | |
| 77741MKV | 205 | 320 | 203,5 | 204,6 | 1490 | 2930 | 700 | 3 | 3 | 59,8 |

| | |
|--|-----|
| Additives and lubricants | 129 |
| Installation of large size bearings | 130 |
| Reconditioning of large size bearings..... | 136 |
| Vibration diagnostic instruments..... | 137 |
| Design and manufacture of large size foreign equivalents | 138 |



1 200 НВ.
2 Неуказанные пределы.

Additives and Lubricants

Science and technology center of the factory carries out the works aimed at improving lubricant materials and lubrication methods.

The work is being done in the following directions:

1. The development of a new effective anti-wear additive on a fluorinated graphite base for oil lubricated bearings. We have started a pilot production of this lubricant. The first case of using the new additive was injection of additive to oil MC-20 used to lubricate roll bearings at SEVERSTAL steel mills.
2. Pre-starting phase before beginning the production of grease with fluorocarbon additive.
3. The development of a new method of bearing lubrication with increased lubrication effect by applying a multiple layer lubricant.

Lubricants were tested on bearings used in front drive VAZ automobiles, in electrical spindles, and showed good anti-wear results, lower noise and vibration levels.

Installation of Large Size Bearings

Note:

- Position the rings in accordance with the letters, as shown in the drawing;
- Serial number of bearing in marked on each component;
- Installation of bearings having components with different serial numbers is not allowed.

Install bearing into a pillow in accordance with the scheme in Fig.1

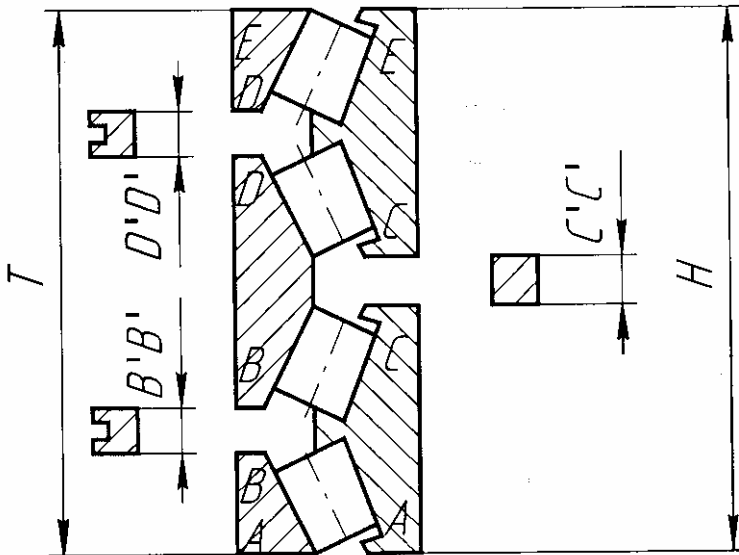


Fig.1. Installation of bearing components into a pillow.

Install bearing in the following sequence.

1. Install cup DE onto pillow base with side E down.
2. Install cup spacer D'D' on side D of ring DE.
3. Install cone CE with side E down.
4. Install cup BD so that its side D is opposite the lower ring DE.
5. Install cone spacer C'C' on side C of ring CE.
6. Install cone AC with side A up.
7. Install space B'B' on side B of cup BD.
8. Install cup AB with side A up.
9. Screw upper inner cover onto a pillow, tighten the bolts in a criss-cross manner.
10. Turn rings AC and CE about each other 3 times reversibly and check with clearance gauge the contact of spacer C'C' with cones AC and CE. A 0.05 mm thick gauge plate must not penetrate between contact surfaces at any point around the entire ring.
11. Install the pillow horizontally.

12. Installation of bearing into the pillow is complete. Disassembly is done in a reverse order.

Note: to install bearing into the pillow use the tools shown in annexes 1,2,3.

Installation of bearings with a tapered bore

Install bearing strictly in accordance with the scheme in Fig.2

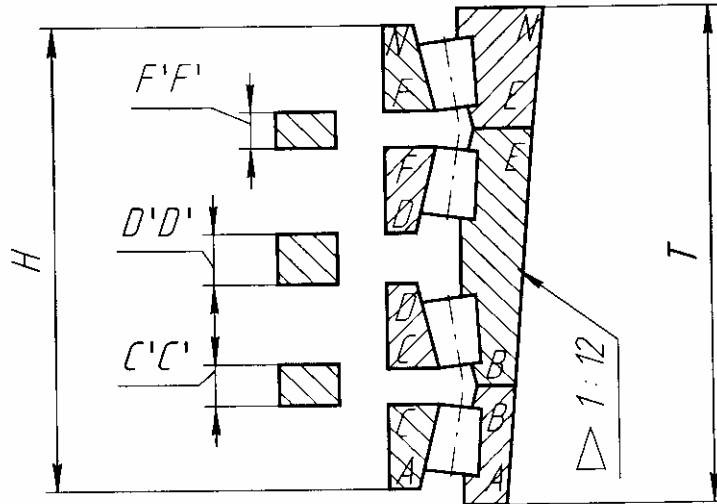


Fig.2 Installation of bearing components with a tapered bore into a pillow.

Note:

- Position the rings in accordance with the letters, as shown in the drawing;
- Serial number of bearing is marked on each component; installation of bearings having components with different serial numbers is not allowed;
- Align technological marks etched on bore diameters of cones.

Install the bearing into a prepared pillow with screwed on bottom cover in the following sequence.

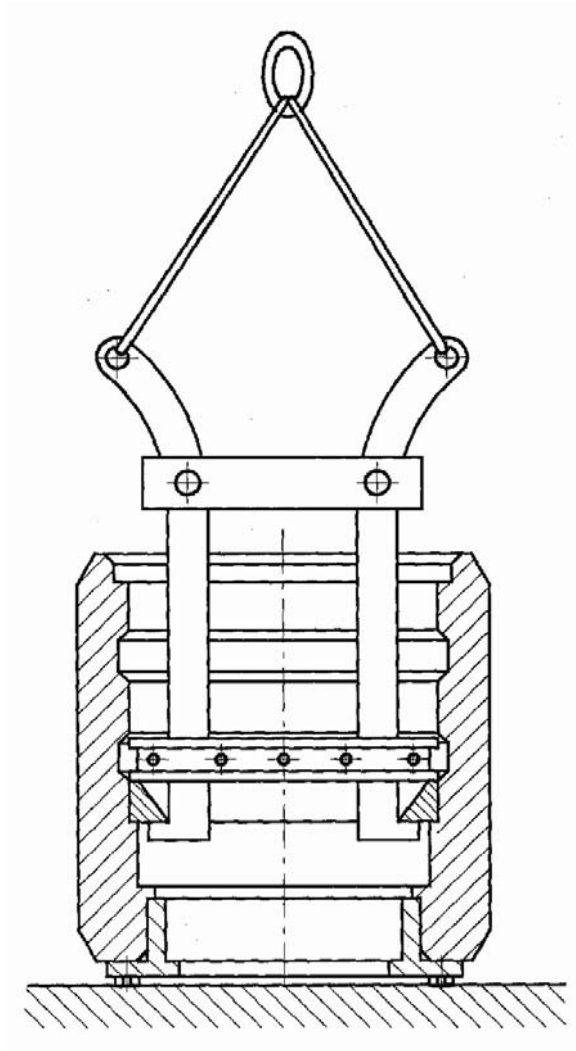
1. Install cone EN in the pillow with side N down.
2. Install cup FN with side N down.
3. Install spacer F`F` on side F of cup FN.
4. Install cup DF on spacer F`F` with side F down.
5. Install cone BE with side E to side E of cone EN.
6. Install cup spacer D`D` on side D of cup DF
7. Install cup CD on spacer D`D` with side D down.
8. Install spacer C`C` on side C of cup CD.
9. Install cup AC with side A up.
10. Install cone AB with side A up.
11. Screw upper inner cover onto a pillow, tighten the bolts in a criss-cross manner.
12. Turn cones AB and BE about each other three times reversible and check with clearance gauge the contact between cones BE, AB and EN. A 0.03 mm thick gauge plate must not penetrate between contact surfaces at any point around the entire ring BE.
13. Install the pillow horizontally.
14. Installation of bearing into the pillow is complete. Disassembly is done in a reverse order.

Note:

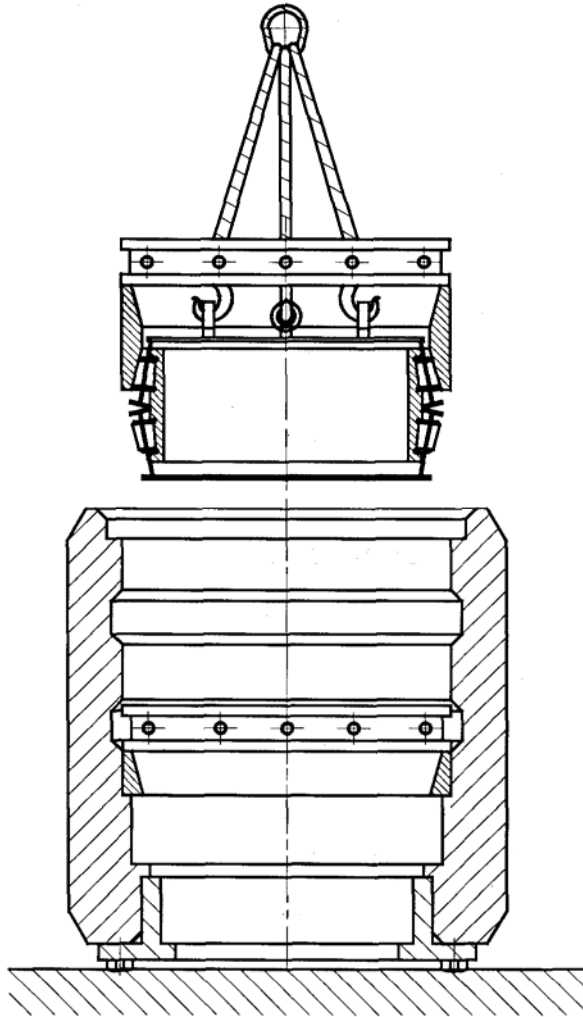
- All cups must be installed into a pillow in such a way that all sectors with the same number are in the loaded area;
- To increase the life of bearing working surfaces of all cups are divided into 4 sectors from 1 to 4 marked on cup surfaces at an angle 90°. Loaded sectors must be changed regularly throughout active life of bearing by putting next sector (2, 3, 4) into loaded area.

Installation of pillow with bearings onto a roll neck

1. Apply a thin layer of grease to roll neck.
2. Install pillow onto roll neck using a lifting device.
3. Fix the pillow on roll neck by tightening a nut as far as it will go and lock it to prevent unscrewing.
4. Bearing support is ready for operation.
5. If bearing is installed on a tapered roll neck, nut must be tightened so as to allow bearing to move 0.6 – 1.0 mm along the neck to ensure required interference, and there must be no clearance between the collar and cone face.



Tooling for installation of bearings with pressed or solid cage



Tooling for installation of bearings with pressed or solid cage

Reconditioning of Large Size Bearings

A group of companies “Samara Bearing Plants” persistently works on the improvement of quality and expands the range of services.

SPZ GROUP provides the following services in reconditioning and repair of large size bearings:

dismantling, defects detection, inspection and adjustment of bearings, rollers and cage replacement. Repair is carried out at the manufacturer’s production facilities in accordance with the standard process. Orders for reconditioning (repair) are received from the end users.

Practice shows a big demand for such service since many bearings can be reconditioned while the price of the repair is several times lower than the price of a new bearing.

Engineers from the service group are ready to inspect the used bearings and arrange repair.

Vibration Diagnostics Instruments

Vibration analyzer and data pick up SD-12M for vibration monitoring, diagnostics and balance.

SD-12M meets all the requirements of international and Russian standards GOST, ISO 10816.

Instrument capabilities improve continuously.

SD-12M allows to make the following measurements:

Monitoring and diagnostics

- Temporal signal (oscillograph);
- Vibration levels in the bands stipulated by GOST;
- Natural spectra;
- Envelop spectra of signal components separated by band-pass filters;
- Rotational speed;
- Amplitude and phase of signal at rotational speed and its harmonics;

Rotors balance:

- 1, 2, 3 – plane balance;
- up to 8 control points;
- balance by influence coefficients;
- subprograms for evaluation of test masses, addition and separation of balance masses;
- balance records;

Vibration adjustment:

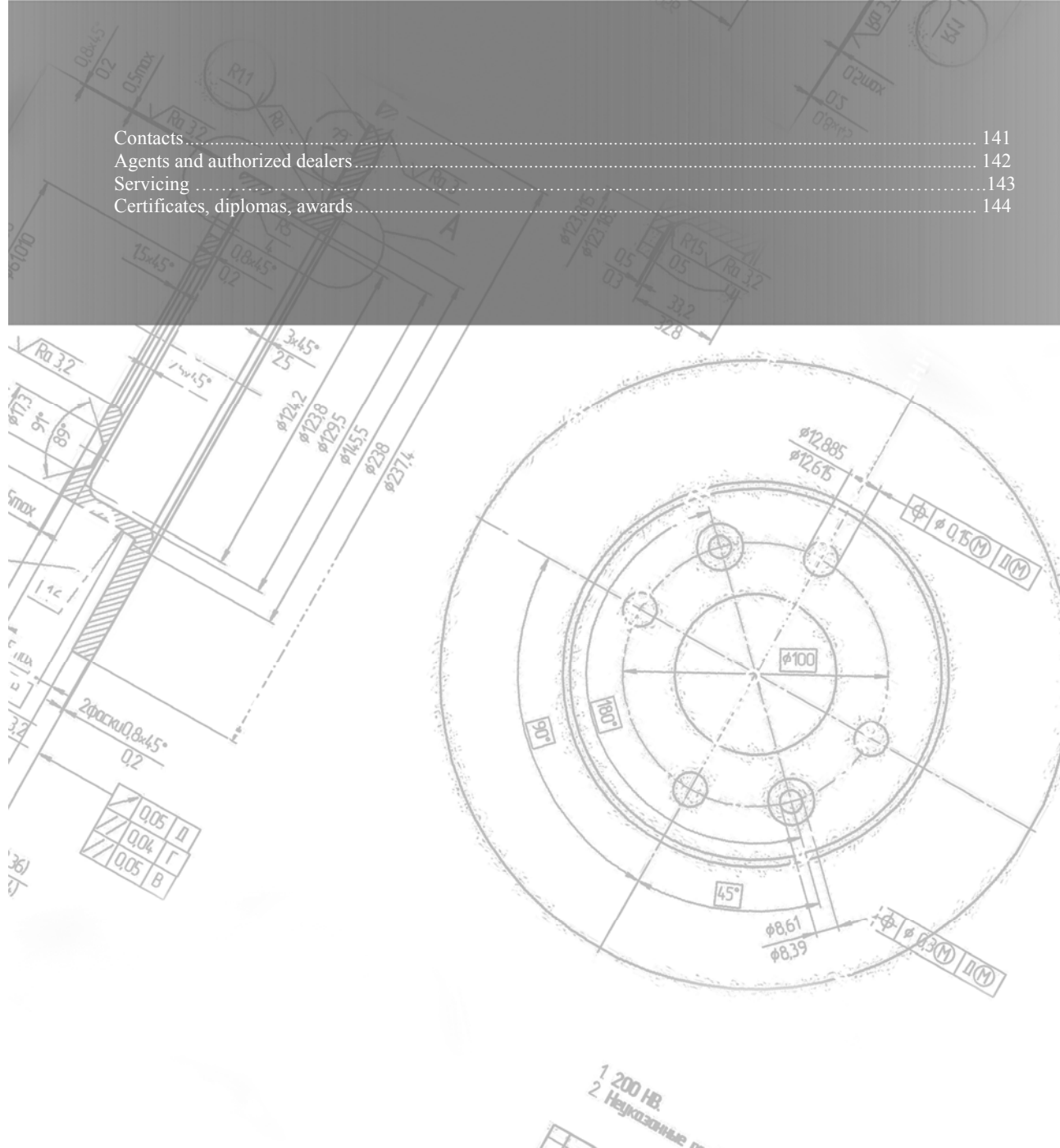
- amplitude-frequency characteristics at start-up and run out of the machine (up to 16 measuring channels);
- analysis of shock resonances, determination of frequencies and attenuation decrements of natural oscillation.

Design and Manufacture of Foreign Brand Equivalents of Large Size Bearings

SPZ GROUP factories can make equivalents of foreign manufacturers' bearings to customer's order. Today we can produce equivalents of 100 bearings types of foreign brands.

Equivalents made by SPZ GROUP for specific operating conditions feature high quality which is not inferior than that of original, coupled with the advantage of lower price and available technical service.

| | |
|-------------------------------------|-----|
| Contacts..... | 141 |
| Agents and authorized dealers..... | 142 |
| Servicing..... | 143 |
| Certificates, diplomas, awards..... | 144 |



Contacts

Legal Address:

1, Kalinin Str., 443009 Samara, Russia
 Account 40702810400002000218
 in BALTINVESTBANK, Samara Branch
 BIC 043602825
 C/A 30101810500000000825
 INN: 6318100431
 KPP: 631050001
 OKONH 14350
 OKPO 05745047

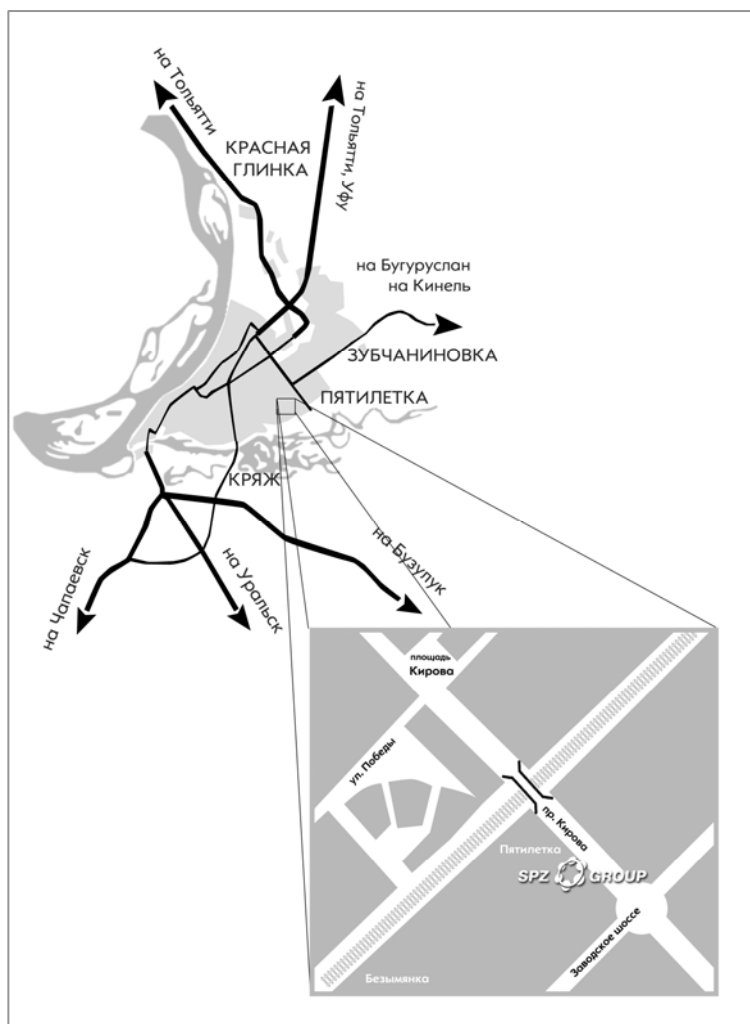
Dispatch Address

St. Bezymianka, Kuibyshev
 Railways
 657803, branch-line 44429

Telephones:

(846) 995-36-02
 995-35-93
 995-36-10
 995-35-97
 (switchboard)

E-mail: spz@spzgroup.ru
<http://www.spzgroup.ru>



Agents

Krivoi Rog, Ukraine,
OOO Podshipnik Group
36, Dzerzhinsky Str., Krivoi Rog
Tel/Fax: (0564) 04-00-71
Director: L.N.Kostenko

Temirtau, Kazakhstan
BELONEX TRADING
5, Sportivny Lane, Temirtau, Karaganda reg.
Tel/Fax: (3213) 92-35-80; 92-35-44

India
LNT INDIA
A-69, JFF Complx Jhandewalan, New Delhi – 11- 055
Tel: 91 11 232 251 66, 234 164 14
Fax: 91 11 234 212 66
E-mail: lnt@vsnl.com

Authorized Dealers

Vologda, North-Western Reg.
ZAO TD RUSPODSHIPNIK
26 Rybnaya Str., Vologda
Tel/fax (8172) 78-99-08
Director: A.V.Goletz

Ekaterinburg, Urals Reg.
OOO NPO URALPODSHIPNIK
17, Entusiastov Str., Ekaterinburg
Tel/fax: (3433) 72-60-72, 72-99-66
Director: V.E.Puchinsky

Naberezhnye Chelny, Tatarstan
OOO TATSABPODSHIPNIK
office 705, 3/08, Entuziastov av.,
Naberezhnye Chelny
Tel/fax: (8552) 39-20-10, 55-02-70
Director: I.I.Astafiev

Naberezhnye Chelny, Tatarstan
OOO PKF ROLL
Office 314, 4/2 Gradostroitelei Str.,
Naberezhnye Chelny
Tel/fax: (8552) 37-41-48
Director: A.G.Utyashev

Samara, Samara Reg.
ZAO VOLGAPROMTERMINAL
44, Kuibyshev Str., Samara
Tel/Fax: (846) 226-99-28
Director: S.V.Ermakov

Servicing

To ensure guarantee and post-guarantee service to bearings a service group was formed at SPZ GROUP, whose responsibilities include:

- monitoring of technical condition of bearings and bearing units;
- analysis of failure or damage causes;
- issue of recommendations for bearing modernization;
- installation of bearings and performance control;
- training and organization of technical workshops.

SPZ GROUP provides service to its customers and offers prompt professional solutions concerning bearing performance.

Head of Service Group

Alexander Ivanovich Danilchenko

Chief Designer

Tel/fax: (846) 995-88-47, 338-78-49

On-line service:

<http://www.spzgroup.ru/service>

service@spzgroup.ru

Certificates, diplomas, awards



CERTIFICATE

**The TÜV CERT Certification Body
of TÜV Thüringen e.V.**

certifies in accordance with TÜV CERT
procedure that

**Joint Stock Company
Samara Bearing Plant
443008 Samara
Russia**

has established and applies a quality management system for

Production of roller and ball bearings

An audit was performed, Report No. 3330 22PK D0

Proof has been furnished that the requirements according to

DIN EN ISO 9001:2000

are fulfilled. The certificate is valid until **2006-12-04**
First certification 1996

Certificate Registration No. 15 100 9526



Jena, 2003-12-05


TÜV CERT Certification Body
of TÜV Thüringen e. V.

10 0145 neutral TÜV Thüringen e.V. 837

2275





